

03/11/2016

**Tender Notice for Supply of Medical Equipment to Dickoya Hospital
constructed by the Government of India, Hatton, Sri Lanka**

Terms and Conditions

High Commission of India invites sealed quotations (Bid Reference: Col/Com/228/4/2010-Equip/RT-2) under the two bid system (technical and financial) from eligible bidders for supply and Installation of Medical equipment to District Hospital in Hatton.

2. Interested bidders can purchase the Tender document from Project Officer (Development Cooperation), High Commission of India, 36-38, Galle Road, Colombo-03, between 04 November 2016 and 18 November 2016 against payment of SLR 2,000. **Indian bidders can purchase the tender document by paying through telegraphic transfer (TT) valued USD 20 per package in favour of “High Commission of India, Colombo” payable at “[A/C no: 25150000420006] [Swift code: SBINLKLX] State Bank of India, Colombo”.** A receipt to this effect should be enclosed with the technical bid. These documents can also be seen from www.hcicolombo.org.

3. The technical bid (Original & Duplicate) and the financial bid (Original & Duplicate) documents should be sealed by the bidder in separate covers duly superscribed and these four sealed covers are to be put in a bigger cover which should also be sealed and duly superscribed and marked **“Tender for Supply, Delivery and Installation of Medical Equipment to Dickoya Hospital, Hatton, Sri Lanka (Second Re-tendering)”**. The technical bids will be opened in presence of authorized representatives of bidders **at 1530 hrs on 23 November 2016** in the High Commission of India, Colombo, Sri Lanka. Sealed quotations may be submitted under the two bid system (technical and financial) by manufacturers or authorized dealers/sales agents of items mentioned in **Annexure A** (as per listed specifications) based in Sri Lanka or India.

4. Bidders requiring any clarification on any issue of the Tender document may take up with the Technical Evaluation Committee (TEC) during the Pre-Bid meeting at 1500 Hrs on 15 November 2016 in the High Commission of India, 36-38, Galle Road, Colombo-03.

5. A certificate guaranteeing that adequate amount of spare parts will be available for **at least seven years** including warranty period may be provided along with the technical bid.

6. Bids may be submitted to **Development Cooperation Wing, High Commission of India, 36-38, Galle Road, Colombo 3** on or before **1500 hrs on 23 November 2016** and acknowledgement obtained.

7. **OPENING OF BIDS:** The sealed quotations (technical bids) will be opened in presence of authorized representatives of bidders at **1530 hrs on 23 November 2016** in the High Commission of India. After scrutiny of technical bids by the TEC, financial bids of only those bidders who qualify the technical evaluation will be opened at a time and date to be intimated later.

8. **EARNEST MONEY DEPOSIT (EMD):** Technical bids should contain EMD (May please refer clause 13) in the form of a DD/Guarantee drawn in favour of High Commission of India, Colombo. Alternatively, a standard bid guarantee (format as in **Annexure D**) issued by a commercial bank approved by the Central Bank of Sri Lanka, in favour of the High Commission of India, Colombo of this amount may be provided. The Bid Guarantee of all unsuccessful bidders will be released after the tender is finalized. The Bid Guarantee should be valid for **a minimum period of 195 days** from the date of opening of tenders. Bidders are requested to intimate the concerned Bank Guarantee issuing authority to send a confirmation to the High Commission of India at dc.colombo@mea.gov.in with the following information

- I. Date of issue
- II. Bond number
- III. Value
- IV. To whom the bond is issued"

9. **Documents establishing goods conformity to tender specification.**

- I. The bidder shall provide in its bid the required as well as the relevant documents like technical data, literature, drawings etc. to establish that the goods and services offered in the tender fully conform to the goods and services specified by the purchaser in the tender documents. For this purpose the bidder shall also provide a clause-by-clause commentary on the technical specifications and other technical details incorporated by the purchaser in the tender documents to establish technical responsiveness of the goods and services offered in its tender.
- II. If a bidder furnishes wrong and/or misleading data, statement(s) etc. about technical acceptability of the goods and services offered by it, its tender will be liable to be ignored and rejected in addition to other remedies available to the purchaser in this regard.

10. **Minor Infirmary/Irregularity/Non-Conformity:** If during the preliminary examination, the TEC find any minor infirmity and/or irregularity and/or non-conformity in a tender, the High Commission of India may waive the same provided it does not constitute any material deviation and financial impact and, also, does not prejudice or affect the ranking order of the

bidders. Wherever necessary, the purchaser will convey its observation on such 'minor' issues to the bidders asking them to respond by a specified date. If the bidder does not reply by the specified date or gives evasive reply without clarifying the point at issue in clear terms, that tender will be liable to be rejected.

11. Alteration and Withdrawal of Tender

- i. Bids are not permitted to alter / modify after the prescribed.
- ii. No bids should be withdrawn after the deadline for submission of tender and before expiry of the tender validity period. If a bidder withdraws the tender during this period, it will result in forfeiture of the earnest money furnished by the bidder in its tender.

12. PACKAGES FOR BIDDING: Bidders may bid for one or more of the following packages (Details in **Annexure A**). The EMD payments may be made accordingly.

Package	EMD in Sri Lankan Rupees	EMD in Indian Rupees
One	66,000/-	33,000/-
Two	60,000/-	30,000/-
Three	120,000/-	60,000/-
Four	360,000/-	180,000/-
Five	450,000/-	225,000/-
Six	115,110/-	57,555/-
Seven	195,000/-	97,500/-
Eight	60,000/-	30,000/-
Nine	31,800/-	15,900/-
Ten	405,000/-	202,500/-
Eleven	79,860/-	39,930/-
Twelve	116,017/-	58,100/-
Thirteen	9,000/-	4,500/-
Fourteen	120,600/-	60,300/-

13. VALIDITY AND CURRENCY OF BIDS: All bids shall hold good for acceptance for a minimum period of **150 days** from the date of closing of tender. The price quoted in the Price Schedule Form (at **Annexure B**) should be in Sri Lankan Rupees for local bidder and in Indian Rupees for Indian bidder and written clearly in ink or typewritten. The total amount of the bid should be given in words as well as in figures.

14. PRICE QUOTATIONS: The price (in SLR) as quoted in the Price Schedule Form (**Annexure B**) should be as of point of delivery, Installation and Training. The price both exclusive and inclusive of all taxes, duties and levies etc must be quoted and the taxes, duties and levies etc. as applicable may be

quoted separately. The VAT registration number should be indicated, if registered for VAT. If the bidder is not registered for payment of VAT, a certificate to that effect, obtained from the Commissioner General of Inland Revenue, should be annexed to the tender.

15. The bidder should provide the following:

With the Technical Bid:

- (i) Self-attested photo-copy of registration of the company/firm/ proprietorship with the concerned Sri Lankan / Indian authorities.
- (ii) Annual Report (where statutorily required to be filed), and Audited Financial Reports for the last 3 years.
- (iii) Details of experience in the field of supplying similar items to Government or companies in Sri Lanka or in India
- (iv) Manufacturer's authorization letter authorizing the bidder to supply the goods.
- (v) Documentary evidence to establish conformity of the goods to the technical specifications in the bidding documents along with the Technical Specification Form (**Annexure A**).
- (vi) Documents and information as required in the Manufacturers Authorization Form (**Annexure C**)
- (vii) All equipment offered should be established brands with a previous history of supply in Sri Lanka or India. Bidders should either be ISO 9001 certified Medical Equipment companies registered with the Ministry of Health, Government of Sri Lanka or with relevant authorities of Government of India. A certified copy of such registration should be submitted with the technical bid.
- (viii) The bidder shall also furnish a list giving full particulars, including available sources and current prices of spare parts, special tools, etc., necessary for the proper and continuing functioning of the goods during the warranty period.
- (ix) EMD as mentioned in clause 9 above

With the Financial Bid:

- (i) Price quotation in the Price Schedule Forms (as in **Annexure B**)
- (ii) The price should be quoted only in Sri Lankan Rupees.

16. Any alteration or deletions in the bid should be authenticated by the full

signature of the bidder.

17. **WARRANTY:** The Supplier shall provide on-site standard warranty as given by the manufacturer or minimum of one year. In the event of any correction of defects or replacement of defective material during the warranty period, the warranty for the corrected/replaced material shall be extended to a further period as originally agreed. Suppliers shall ensure the availability of after sales service for a period of **at least seven years** including warranty period. The warranty period shall be **as specified in the technical specifications**. Supplier shall also carry sufficient inventories to assure ex-stock supply of consumables and spares in Sri Lanka. **All charges with regard to the supply of spare parts, labour, travel, per diem and accommodation to supplier's staff etc. shall be borne by the supplier during the period of warranty. No additional expenditure for services rendered during the above period will be paid.**

18. **PERFORMANCE GUARANTEE:** The successful bidders shall submit, within **fourteen** days after the award of tender, a Performance Guarantee provided by a commercial bank or an insurance agency approved by the Central Bank of Sri Lanka, of an amount equal to ten percent (10%) of the value of order, drawn in favour of the High Commission of India, Colombo for the due execution of the contract within the specified period. The Performance Guarantee should be valid for a period of **150 days** from the date of award. If the Performance Guarantee is not submitted within **14 days** of the letter of award, the award will be cancelled and the Guarantee will be forfeited. The EMD of the bidder, whose tender is accepted, will be discharged when the said bidder's Performance Guarantee has been accepted. Bidders are requested to intimate the concerned Bank Guarantee issuing authority to send a confirmation to the High Commission of India at dc.colombo@mea.gov.in with the following information

- I. Date of issue
- II. Bond number
- III. Value
- IV. To whom the bond is issued"

19. **DELIVERY:** The successful bidder must complete delivery, as stipulated above, of the items **within a period of 90 days** from the issue of **Purchase Order**. Payment will be done only after successful supply and installation of equipment at Dickoya hospital. Breakage, if any, in transit during the supply period shall be the responsibility of the supplier and should be replaced free of cost. If the successful bidder fails to hand over within the stipulated period, liquidated damages @ 0.5% of the tender amount shall be levied for a delay of each calendar week or part thereof, subject to a maximum of 10%.

20. **MODE OF PAYMENT:** Payments will be released only after the items as tendered are handed over/delivered and installed at Dickoya Hospital, Hatton, Sri Lanka in perfect working condition and physical verification of the supplies,

as also technical verification has been carried out by a competent team authorized by the Government of Sri Lanka/ High Commission of India. Upon completion of delivery, the items will be inspected and defect, shortcomings or non-conformity to specifications, if any, will be brought to the notice of the Bidder who should take immediate action to rectify those **within 14 days**.

21. **RETENTION MONEY:** Retention money to the extent of 5% of the invoice amount will be retained up to the warranty period.

22. Any dispute or difference regarding the interpretation of the provisions of the Agreement/Contract shall be resolved amicably between the parties. If the dispute is not resolved through mutual consultations within a period of six months, either party may refer the dispute to arbitration in accordance with the Arbitration & Conciliation Act 1996 of India as amended from time to time. The number of arbitrators shall be one and that the place of arbitration shall be New Delhi, India. In such a situation the applicable law will be the law of India. The language of the Tribunal shall be English. The cost shall be borne by the parties equally unless otherwise determined by the Arbitral Tribunal.

23. **ACCEPTANCE OF TENDERS:** The High Commission of India reserves the right to accept or reject any or all of the tenders in full or in part of the bid without assigning any reasons or incurring any liability thereof.

Annexure A : Specification for Supplies

Annexure A : Specification for Supplies

Package ONE

Nr	Equipment and Instrument	Specification	The most appropriate answer	Required Number
1	Set of surgical instruments	SS Tray with Lid –Length 350mm, Width 250mm, Height 50 mm- 1 No. Kidney Tray –Length 200 mm, Width 90mm, height 40mm -1 No. Gallipot 1 nos.)21/2” Diameter -1 No Towel Clips (Mayo’s/Bcakhaus) length 10 cms-4 Nos. Allis Forcep 6” -2 Nos. Needle Holder 6” ans 8” (Mayos Hegar)-1 each Scalpel Handle No.4 -1 No. Artery Forceps Mosquito-6” -6Nos. Artery Forceps (Spencerwell”s/crile)-6”-6 Nos. Kockers artery Forceps Straight-6” -2 No. Forceps (Toothed and Plain) -2 each Czemy Retractor -2 Nos. Langenbek Retractor Blade Size 1 ¾’ x ½” -2 Nos. Scissor Dissecting (Metzenbaum)-7” -2 Nos. Scissor Suture Cutting Mayos -150mm -1 No. Sponge Holding Forceps -240mm -2 Nos. Venesection Set . SS Tray with Lid-Length 250mm, width 200mm, Height 50mm -1 Gallipots (10 cm Diameter) -1 Kidney Tray (Length 150mm, Width 70mm, Height 30mm) -1 Sponge Holding Mosquito Forceps – Length 240 mm-1 Artery Forcep Mosquito Curved – Length 150mm -6		1

		Retractor (Kilner/Sengreen) –Length 150mm -2		
		Needle Holder (15 cm) Hegar’s -1		
		Scalpel Handle No.3 -1		
		Dissection Forcep – 150mm with Tooth -1		
		Dissection Forcep-150mm without Tooth -1		
		Towel Clips – Mayos/Backhaus –length 10cms -4		
		Mayos Scissor – Length 150mm -1		
		Aneurism Needle – Symes pattern-Length 180mm -1		
		Incision & Drainage		
		Tray SS with Lid –Length 250mm Width 200mm, Height 50mm -1		
		Kidney Tray (Length 150mm, Width 70mm, Height 30mm) -1		
		Scalpel Handle No.3 -1		
		Sinus Forcep – 180mm -1		
		Artery Forcep-150mm -6		
		Sponge Holding Forceps – Length 240mm -2		
		Towel Clips –Mayos/Backhaus- length 10cms-4		
		Currette -1		
		Galliot – Diameter 10 cms. -1		
		Suture Removal Set		
		SS Tray with lid –Length 250mm, Width 200mm, Height 50mm-1		
		Tooth Forceps Dissecting -150mm-2		
		Galliot (10cms)-1		
		Artery Fprce {straogit6”}		
		Kidney Tray (Length 150mm, Width 70mm, Height 30mm) -1		
		Stich Removal Scissors -2		
		Towel Clips (Mayos / Backhaus) –Length 10 cms -2		
		Sponge Holding Forceps – 240mm -1		
		Suture Set		
		SS Tray with lid –Length 250mm, Width 200mm, Height 50mm-1		
		Kidney Tray (Length 150mm, Width 70mm, Height 30mm) -1		
		Galliot (10cms) -1		

		Scalpel Handle No.4 -1		
		Sponge Holding Forceps –8" -1		
		Tooth Forceps -1		
		Needle (1/2 Circel, Cutting) (Size 20mm, 30mm)-1		
		Scissor Mayos – 150mm-1		
		Towel clip (Mayos/Back haus) – Length 10 cms -1		
		Needle Holder (Hegar's) -150mm -1		
		Artery Forceps (Mosquito)- 150mm -6		
		Catheterisation Set		
		SS Tray with lid –Length 300mm, Width 200mm, Height 50mm -1		
		Cathers Foleys 16, 18, 20- 1each		
		Bladder Syringe 150cc, Disposable Syringe -1		
		Metal catheter Sizes 1-12 -1 Set		
		Introducer for Foleys catheter -1		
		Sponge Holding Forceps – 240mm -2		
		Towel Clips Mayos/Backhaus –Length 10 cms- 4		
		Sponge Holding Forceps – 240mm -1		
		Catheter Tray Stainless Steel Over all Size -17x4 ¾' x2 ¼" -1		
		Scissors Set		
		Mayos Straight Scissors 6 ½" & 7 ½" -1,1		
		Mayos Straight Curved 6 ½" & 7 ½" -1,1		
		Metzenbaum Scissors 8" & 9 ½" -2,2		
		Mclachilan Scissors 6 ½' -2		
		Stich Removal Scissors (Mayos Clinic Stich Scissors) -4		
		Instruments Tray Stainless Steel with Lid –Length 300mm, width250mm, -1		
		Height 50mm. -1		
		1		
2	Skin graft surgical instruments	1.Electric Dermotome		1
		Slim line demotome set. Should include a hand piece with roller, hand assembly plate.		
		4nos. blade clip with width (2-2.35cm, 5-5.5, 7-7.5 & 10-10.5cm).		

		Operable on universal power supply 220V with power cord.		
		Accessories should include screw driver for dermatome, carry case of plastic & sterile dermatome blades (box of 10).		
		2.Zimmer Mesher Stainless Steel		
		3.Watson skin graft handle with 12 knives		
3	Basic Vascular surgical set			1
4	Harmonic Scalpel			1
5	Orthapedic Electic Saw	<p>Bone cutters should be specifically designed to cut small and large pieces of bones, edges of the bones, spicules, spines in orthopedic surgery.</p> <p>bidder should supply a Set of following bone cutters with tip length of approximately 7"</p> <p>1 straight single Action Bone cutter</p> <p>2 double Action Bone cutter</p> <p>Bone cutter should have a sharp and tough blade of Tungston Carbide and whole construction should be made of anti rust high quality strong material</p> <p>bone nibblers should have a spring mechanisim between handles</p> <p>Product should be made in accordance with medical standards.</p> <p>Bidder should provide product catalogue with the offer.</p>		1

Annexure A : Specification for Supplies
Package Two :

Nr	Equipment and Instrument	Specification	The most appropriate answer	Required Number
1	Blood gas analyzer with electrolytes	<p>A fully automated pH/Blood gas/electrolyte analyzer measuring the following parameters:-</p> <p>pH, PCO₂, PO₂, Barometric pressure. Na, K, Ca, Cl.</p> <p>Co-oximetry: ct Hb, CCO Hb, Met Hb, Sulf Hb, Haematocrit and Barometric pressure.</p> <p>Sample volume should be approximate 100 µl for all parameters.</p> <p>All calibration and cleaning cycles should be fully automated with user selectable calibration items.</p> <p>Calibration should be performed by liquid calibration for all parameters.</p> <p>The electrodes provided should be zero maintenance including the reference electrode.</p> <p>The system should have on board data manager to store all patient results, QC data and calibrations.</p> <p>The system should have a closed waste system and monitored continuously. Also all the system reagents should be monitored continuously.</p> <p>A power fail protection for 20 min.to take all calibration and programmed data.</p> <p>The analyzer should have a colour LCD screen to access all the system software and to display the patient's results. With alphanumeric key board/touch screen.</p> <p>A built in thermal printer should be provided to print out patient results.</p> <p>The system should work in discrete testing, ie, selectable parameter testing.</p> <p>Should be supplied with consumable, reagents and QC agents for 1000 tests, as per the user requirements so that they do not expire.</p> <p>Should not preferably use special gases.</p>		1

Annexure A : Specification for Supplies

Package Three:

Nr	Equipment and Instrument	Specification	The most appropriate answer	Required Number																																				
1	Diathermy electro surgical unit (bipolar)	<table><tr><td>1</td><td>The unit shall function on 100 to 240 VAC @ 50Hz. It shall be portable, micro controller based , ruggedly constructed unit having monopolar & bipolar function.</td></tr><tr><td>2</td><td>It shall be a high power electrosurgery unit of monopolar cutting, coagulation & blending with maximum output powers @ not less than 300W into 700 ohms, 100W & 200 W respectively and maximum bipolar output power not less than 60W.</td></tr><tr><td>3</td><td>Output power in all modes shall be able to be controlled from zero to maximum continuously.</td></tr><tr><td>4</td><td>Power Efficiency Rating shall be ≥ 96</td></tr><tr><td>5</td><td>Power delivery shall be automatically adjusted to tissue types.</td></tr><tr><td>6</td><td>Working frequency shall be 500 KHz \pm 10% sinusoid for bipolar and not less than 200 KHz sinusoid for all the other modes.</td></tr><tr><td>7</td><td>Monopolar outputs should have three cutting modes: -</td></tr><tr><td></td><td>7.1 Pure cut for clean, precise cut in general surgery</td></tr><tr><td></td><td>7.2 Blend mode for cutting with hemostasis</td></tr><tr><td></td><td>7.3 Low cut for laparoscopic surgeries</td></tr><tr><td>8</td><td>It should have three Coag Modes :-</td></tr><tr><td></td><td>8.1 Fulgurate mode for efficient non-contact coagulation in most applications.</td></tr><tr><td></td><td>8.2 Spray mode with the possibility of varying amplitude and frequency for coagulating large tissue areas with minimum depth of necrosis.</td></tr><tr><td></td><td>8.3 Dessicate mode</td></tr><tr><td>9</td><td>The Unit should have twin monopolar socket with independent power setting controlled by two footswitches. & at least one doppler socket</td></tr><tr><td></td><td></td></tr><tr><td>10</td><td>The Unit should have recall facility to recall the last setting used by user.</td></tr><tr><td>11</td><td>Unit shall conform to IEC 601-1 (EN 60601-1)& IEC 601-2-2 (EN60601-2-2) with regard to</td></tr></table>	1	The unit shall function on 100 to 240 VAC @ 50Hz. It shall be portable, micro controller based , ruggedly constructed unit having monopolar & bipolar function.	2	It shall be a high power electrosurgery unit of monopolar cutting, coagulation & blending with maximum output powers @ not less than 300W into 700 ohms, 100W & 200 W respectively and maximum bipolar output power not less than 60W.	3	Output power in all modes shall be able to be controlled from zero to maximum continuously.	4	Power Efficiency Rating shall be ≥ 96	5	Power delivery shall be automatically adjusted to tissue types.	6	Working frequency shall be 500 KHz \pm 10% sinusoid for bipolar and not less than 200 KHz sinusoid for all the other modes.	7	Monopolar outputs should have three cutting modes: -		7.1 Pure cut for clean, precise cut in general surgery		7.2 Blend mode for cutting with hemostasis		7.3 Low cut for laparoscopic surgeries	8	It should have three Coag Modes :-		8.1 Fulgurate mode for efficient non-contact coagulation in most applications.		8.2 Spray mode with the possibility of varying amplitude and frequency for coagulating large tissue areas with minimum depth of necrosis.		8.3 Dessicate mode	9	The Unit should have twin monopolar socket with independent power setting controlled by two footswitches. & at least one doppler socket			10	The Unit should have recall facility to recall the last setting used by user.	11	Unit shall conform to IEC 601-1 (EN 60601-1)& IEC 601-2-2 (EN60601-2-2) with regard to		2
1	The unit shall function on 100 to 240 VAC @ 50Hz. It shall be portable, micro controller based , ruggedly constructed unit having monopolar & bipolar function.																																							
2	It shall be a high power electrosurgery unit of monopolar cutting, coagulation & blending with maximum output powers @ not less than 300W into 700 ohms, 100W & 200 W respectively and maximum bipolar output power not less than 60W.																																							
3	Output power in all modes shall be able to be controlled from zero to maximum continuously.																																							
4	Power Efficiency Rating shall be ≥ 96																																							
5	Power delivery shall be automatically adjusted to tissue types.																																							
6	Working frequency shall be 500 KHz \pm 10% sinusoid for bipolar and not less than 200 KHz sinusoid for all the other modes.																																							
7	Monopolar outputs should have three cutting modes: -																																							
	7.1 Pure cut for clean, precise cut in general surgery																																							
	7.2 Blend mode for cutting with hemostasis																																							
	7.3 Low cut for laparoscopic surgeries																																							
8	It should have three Coag Modes :-																																							
	8.1 Fulgurate mode for efficient non-contact coagulation in most applications.																																							
	8.2 Spray mode with the possibility of varying amplitude and frequency for coagulating large tissue areas with minimum depth of necrosis.																																							
	8.3 Dessicate mode																																							
9	The Unit should have twin monopolar socket with independent power setting controlled by two footswitches. & at least one doppler socket																																							
10	The Unit should have recall facility to recall the last setting used by user.																																							
11	Unit shall conform to IEC 601-1 (EN 60601-1)& IEC 601-2-2 (EN60601-2-2) with regard to																																							

			safety standards for electrosurgery equipment.		
	12		Unit shall be drip proof conforming to IPX1 (or higher) standard.		
	13		Unit shall be designed for safe operation in the presence of anaesthetic gases.		
	14		Unit shall be equipped with a return electrode contact quality monitoring system		
			which should automatically switch off the generator triggering appropriate		
			audio visual alarms in the event of a wire break off or loose connection.		
			General Requirements		
	15		Following accessories are to be supplied with each unit:		
			• Monopolar cable with electrode (autoclavable & reusable) two		
			• Fingerswitch cable with electrode (autoclavable & reusable) two		
			• Bipolar cable with forceps (autoclavable & reusable) one		
			(in three sizes; 11 cm straight/tip 0.25mm, 18cm/tip 1mm & 20cm/tip 2mm) three		
			• Standard reusable flexible adult neutral plate, with 3m cable. two		
			• Standard reusable pediatric neutral plate, with 3m cable two		
			• Monopolar footswitch (water proof & double paddle)		
			for cutting & coagulation one		
			• Bipolar foot switch (water proof) one		
			• Reusable electro surgical pencil fitted with switch & blade one		
			• Mobile trolley/Cart on castors with brakes one		
	16		The product must be CDDA registered and Manufacturer ISO certified for quality		
			standards.		
	17		Each Unit must be installed and commissioned by the Supplier.		
	18		Each Unit must carry a two year comprehensive warranty effective from the date		
			of commissioning. The supplier must ensure a 95% uptime during this period.		
	19		Bidders must quote for a comprehensive service contract for 5 years effective after		
			expiration of the warranty period. Rates quoted will be considered		
			for arriving at the lowest cost during evaluation.		
	20		Bidders must provide documentary evidence on their technical capacity (trained staff,		
			testing equipment for calibration & maintenance support as per manufacturer		
			service/technical manuals) to carry out installation and service.		

		21	Bidders must support compliance to the given specifications with		
			manufacturer's original brochures.		
		22	Bidders must enclose a list of current local users of the model on offer.		
		23	A sample unit must be demonstrated for evaluation within 3 weeks after bid closing.		
		24	User/Technical/Maintenance manuals to be supplied.		

Annexure A : Specification for Supplies

Package Four

Nr	Equipment and Instrument	Specification	The most appropriate answer	Required Number
1	Adult theraputic (UGI/LGI) Video Endoscopy system	High Definition Upper GI Video Gastroscope		1
		1 Facilities and Features Required:		
		• Field of View: not less than 140 °		
		• The outer Diameter: distal end/insertion tube, not greater than 9.3 mm		
		• The working length: not less than 100cm		
		• Bending section: not less than Up 210°, Down 90°, Right & left 100°		
		• The depth of field: range of 2-100mm,		
		• Instrument channel inner diameter should be not less than 2.8mm		
		• Biopsy forceps visible distance: 3mm		
		2 The scope should offer HDTV image quality.		
		3 The scope with its connetor should be waterproof.		
		4 Image Enhancenebt system should be available		
		5 Scope should be able to provide enlarged close up imaging		
		6 The following accessories should be supplied:		
		(a) Biopsy forceps standard 2 No		
		(b) Hot biopsy forceps 2		
		(c) SD-Handle 1		
		(d) Mouthpiece (autoclavable) 2		
		(e) Injection tube 1		
		(f) Channel cleaning brush 1		
		(g) Channel opening cleaning brush 1		
		(h) Disposable injection needles 2		
(i) Semi disposable biopsy valves 10				

		(j) Slerotherapy Needles	05		
		High Definition lower GI Video Colonoscope			
	7	Facilities and Features Required:			
		<ul style="list-style-type: none"> Field of View: not less than 140° 			
		<ul style="list-style-type: none"> The facility of variable stiffness control of the entire length of the scope 			
		<ul style="list-style-type: none"> The outer Diameter: insertion tube, not greater than 12.9mm. 			
		<ul style="list-style-type: none"> The working length: not less than 1600cm 			
		<ul style="list-style-type: none"> Bending section: not less than Up 180°, Down 180°, Right & left 160° 			
		<ul style="list-style-type: none"> The depth of field: range of 2-100mm 			
		<ul style="list-style-type: none"> Instrument channel inner diameter should be not less than 3.7 mm 			
		<ul style="list-style-type: none"> Biopsy forceps visible distance: 3mm 			
	8	The scope should offer HDTV image quality.			
	9	The scope with its connetor should be waterproof.			
	10	Image Enhancenebt system should be available			
	11	The insertion section should offer graduated flexibility			
	12	Scope should be able to provide enlarged close up imaging			
	13	The following accessories should be included			
		(a)	Biopsy forceps standard	2	No
		(b)	Hot biopsy forceps	2	
		(c)	Channel cleaning brush	1	
		(d)	Channel opening cleaning brush	1	
		(e)	Disposable injection needles	2	
		(f)	Semi disposable biopsy valves	10	
		(g)	A-Cord	1	
		(h)	Diathermy snare	2	
		(i)	Grasping forceps , rat toothed	1	

			Video System Center with Light Source
14	The system must deliver high-definition colour video images with automatic exposure and automatic gain control.		
15	light source should be LED		
16	Analog output signal resolution should not be less than 1080 scanning lines		
17	Facility for structural/edge enhancement should be available to get high contrast sharp images.		
18	Image freeze facility should be available.		
19	White balance adjustment should be available.		
20	Colour tone adjustment should be available.		
21	Medical grade HD LED monitor of min 24" should be provided.		
22	System should include a PC + printer with software for capturing and recording images in digital media (DVD, USB etc.) as well as for printing reports with endoscopy images.		
23	Bidders should separately quote for a compatible Electro Surgical Unit.		
24	Offer should include a system cart & a manual disinfectant with a trolley.		
25	A suitable UPS with 30 minutes back up for the PC should be supplied.		
26	Power Input: 230V ±10% @ 50Hz		
	General Requirements		
27	The product must be CDDA registered & Manufacturer ISO certified for quality standards.		
28	The supplier must install, commission the system and provide adequate user training.		
29	Unit must carry a two year comprehensive warranty effective from the date of commissioning. The supplier must ensure a 95% uptime during this period.		
30	Bidders must quote for a comprehensive service contract for 5 years effective after expiration of the warranty period. Rates quoted will be considered for arriving at the lowest cost during evaluation.		
31	Bidders must provide documentary evidence on their technical capacity		

			(trained staff, testing equipment for calibration & maintenance support as		
			per manufacturer service/technical manuals) to carry out installation and service.		
		32	Bidders must support compliance to the given specifications with		
			manufacturer's original brochures.		
		33	Bidders must enclose a list of current local users of the model on offer.		
		34	User/Technical/Maintenance manuals to be supplied.		

Annexure A : Specification for Supplies

Package Five

Nr	Equipment and Instrument	Specification	The most appropriate answer	Required Number
1	Laparoscopy cholecystectomy system	Laparoscopic Cholecystectomy Set High Definition Three Chip Camera System 1. Camera console 220 v with universal coupler & Autoclavable camera head 2. Pure Digital signal with high definition video (1280*1024 native resolution) 3. Resolution-2000 horizontal lines 4. 8 specialty settings 5. Integrated Flexible Scope filter 6. Signal to Noise ratio-70 db 7. Progressive scan technology both on camera head & console 8. Brightness Control on console & camera head 9. Aperture Control on console 10. Inbuilt 16 step digital Image Enhancer on console 11. Digital zoom & white balance on camera head 12. Integrated Gain/shutter/Enhancement with brightness control 13. Two peripheral control on camera head Video Output 1). 2 DVI output 2). 2 SVHS & 1 RGB out put 3). One Composite out put Automatic Light source 1. 220 V,300 W. Xenon Bulb(with one spare bulb) 2. Elliptical Bulb technology 3. Bulb Working life 5800hrs 4. Digital Bulb life counter on light source		1

		5. Automatic /Manual Light Adjustment		
		6. Standby Mode		
		7. Universal Jaw Assembly to adapt any make of fiber optic cable without adapter.		
		8. Fiber optic Cable 6.5mm*7.5 feet Snap Fit cable		
		9. Medical Grade Monitor 19" Flat Panel Monitor Colour		
		Insufflator 40 liter of high flow. Microprocessor controlled unit. Soft approach		
		Pressure control for safe recovery of abdominal pressure. Gas heating LCD		
		based central display monitor with multilingual text & graphics. AV warning signal.		
		Laparoscopes, Fully Autoclavable with working length 300mm		
		Wide angled distortion free view, HD		
		Universal adaptor for other light sources		
		Yellow Glass index for optimum evenness of focus & contrast		
		0 degree, 10mm, HD		
		30 degree, 10 mm		
		0 degree , 5mm, HD		
		Specifications		
		length, take apart	Laparoscopic hand instruments (reusable) with 310mm working	
		handle with	locking / unlocking mechanism, rotatable with interchangeable	
			monopolar diathermy attachment (Except trocars and veress needle)	
			Veress needle 12 cm length- 4 Nos.	
			Veress needle 15 cm length-4 Nos.	
			Carbon-di-oxide gas tubing-4 Nos.	
			Trocars sleeves 10 mm-4 Nos.	
			Reducer 10/5 mm-2 Nos.	
			Trocars sleeves 5.5 mm 4 Nos.	
			Trocars (pyramidal tip) 10 mm 4 Nos.	

		Trocars (pyramidal tip) 5 mm 4 Nos.		
		Trocars washer 5 mm 100 Nos.		
		Trocars washer mm 50 Nos.		
		Laposcopic biopsy forceps 5 mm, 2 Nos.		
		Maryland dissector 5mm with unipolar diathermy 2Nos.		
		Maryland dissector 5mm, high performance with bipolar Cutting 2 Nos.		
		Atraumatic graspers, 5mm 2 Nos.		
		Metzenbaum scissors (5cm) with unipolar diathermy 2 Nos.		
		Metzenbaum scissors (5cm) high performance with bipolar Cutting 2 Nos.		
		Fan retractors 5 mm 2 Nos.		
		Laposcopic cautery leads 4 Nos.		
		Suction irrigation device with two way valve 2 Nos.		
		L shaped hook electrode 5mm		
		L shaped hook 5mm , high performance with bipolar cutting 2 Nos.		
		Laposcopic bowel grasper 5mm, length 33-36 cm-2 Nos.		
		Laposcopic spoon forceps 10mm length 33- 36 cm -2 Nos.		
		Needle holder 5mm, 33 cm long 4 Nos.		
		Laposcopic suction cannula, 10 mm-2 Nos.		
		Laposcopic suction cannula 5 mm-2 Nos.		
		Clip applicator 10 mm Large, Medium, Small Clips		
		Gall bladder extraction 5mm Large, Medium, Small Clips		
		Hassan cannula take off		
		Lap-Eondotrainer		
		Port closure needle		
		Sterilization tray with cover 3 x 1		

Annexure A : Specification for Supplies

Package Six

Nr	Equipment and Instrument	Specification	The most appropriate answer	Required Number																																						
1	Multi channel ECG machine	<table><tr><td></td><td></td></tr><tr><td>1</td><td>Power input: 100 - 240VAC + 10%, 50 Hz</td></tr><tr><td>2</td><td>Should have an internally rechargeable Li ion battery. With a fully charged battery it should be able to do about 100 nos. of 12 lead ECG recordings.</td></tr><tr><td>3</td><td>It should be possible to preview all ECG waveforms on the in built LCD display</td></tr><tr><td>4</td><td>Machine should have a high resolution thermal recording</td></tr><tr><td>5</td><td>Print format should be in Auto 1 Ch., 1Ch+1R and manual 1 Ch.</td></tr><tr><td>6</td><td>Should have a 12 bit A/D converter.</td></tr><tr><td>7</td><td>Frequency response should be between 0.05 Hz to 150 Hz (-3dB) and CMMR at least 105db</td></tr><tr><td>8</td><td>There should be facility for alarm messages such as paper empty, lead off, recharge battery etc.</td></tr><tr><td>9</td><td>There should be AC, EMG & Anti drift filters.</td></tr><tr><td>10</td><td>Paper speed should be selectable between 25mm/Sec and 50 mm/Sec.</td></tr><tr><td>11</td><td>Sensitivity of the ECG should be adjustable in 5, 10 & 20 mm/mV steps.</td></tr><tr><td>12</td><td>It should also have an automatic sensitivity control facility</td></tr><tr><td>13</td><td>Calibration voltage should be 1mV±3%</td></tr><tr><td>14</td><td>Noise level should be 15 μ Vp-p</td></tr><tr><td>15</td><td>It should be possible to use standard 50mmx30M paper rolls.</td></tr><tr><td>16</td><td>All the accessories required for immediate functioning of the machine such as ECG Cable with banana plugs, limb clamps, chest bulbs etc. should be provided as standard.</td></tr><tr><td>17</td><td>End report should include analysis report of H-R,R-R,P-R,QT, QTC, SV,+RVS</td></tr><tr><td></td><td>General Requirements</td></tr></table>			1	Power input: 100 - 240VAC + 10%, 50 Hz	2	Should have an internally rechargeable Li ion battery. With a fully charged battery it should be able to do about 100 nos. of 12 lead ECG recordings.	3	It should be possible to preview all ECG waveforms on the in built LCD display	4	Machine should have a high resolution thermal recording	5	Print format should be in Auto 1 Ch., 1Ch+1R and manual 1 Ch.	6	Should have a 12 bit A/D converter.	7	Frequency response should be between 0.05 Hz to 150 Hz (-3dB) and CMMR at least 105db	8	There should be facility for alarm messages such as paper empty, lead off, recharge battery etc.	9	There should be AC, EMG & Anti drift filters.	10	Paper speed should be selectable between 25mm/Sec and 50 mm/Sec.	11	Sensitivity of the ECG should be adjustable in 5, 10 & 20 mm/mV steps.	12	It should also have an automatic sensitivity control facility	13	Calibration voltage should be 1mV±3%	14	Noise level should be 15 μ Vp-p	15	It should be possible to use standard 50mmx30M paper rolls.	16	All the accessories required for immediate functioning of the machine such as ECG Cable with banana plugs, limb clamps, chest bulbs etc. should be provided as standard.	17	End report should include analysis report of H-R,R-R,P-R,QT, QTC, SV,+RVS		General Requirements		3
1	Power input: 100 - 240VAC + 10%, 50 Hz																																									
2	Should have an internally rechargeable Li ion battery. With a fully charged battery it should be able to do about 100 nos. of 12 lead ECG recordings.																																									
3	It should be possible to preview all ECG waveforms on the in built LCD display																																									
4	Machine should have a high resolution thermal recording																																									
5	Print format should be in Auto 1 Ch., 1Ch+1R and manual 1 Ch.																																									
6	Should have a 12 bit A/D converter.																																									
7	Frequency response should be between 0.05 Hz to 150 Hz (-3dB) and CMMR at least 105db																																									
8	There should be facility for alarm messages such as paper empty, lead off, recharge battery etc.																																									
9	There should be AC, EMG & Anti drift filters.																																									
10	Paper speed should be selectable between 25mm/Sec and 50 mm/Sec.																																									
11	Sensitivity of the ECG should be adjustable in 5, 10 & 20 mm/mV steps.																																									
12	It should also have an automatic sensitivity control facility																																									
13	Calibration voltage should be 1mV±3%																																									
14	Noise level should be 15 μ Vp-p																																									
15	It should be possible to use standard 50mmx30M paper rolls.																																									
16	All the accessories required for immediate functioning of the machine such as ECG Cable with banana plugs, limb clamps, chest bulbs etc. should be provided as standard.																																									
17	End report should include analysis report of H-R,R-R,P-R,QT, QTC, SV,+RVS																																									
	General Requirements																																									

		17	The product must be CDDA registered and Manufacturer ISO certified for quality standards.			
		18	Each unit must carry at least two year comprehensive warranty effective from the date of commissioning.			
		19	The supplier must ensure a 95% uptime during this period.			
		20	A sample unit must be demonstrated for evaluation within 3 weeks after bid closing.			
		21	Bidders must support compliance to the given specifications with manufacturer's original brochures.			
		22	Bidders must enclose a list of current local users of the model on offer.			
		23	Bidders must provide documentary evidence on their technical capacity (trained staff, testing equipment for calibration & maintenance support as per manufacturer service/technical manuals) to carry out installation and service.			
		24	Spare set of accessories including ECG cable with plugs, set of limb clamps, set of chest bulbs and extra 50 paper rolls should be included in the offer quoted separately for each machine and their prices separately indicated.			
		25	User/Technical/Maintenance manuals to be supplied.			
2	Multipara monitor with capnometer	Technical Characteristics, Standards and facilities				3
		Monitor shall be able to use for measuring vital parameters				
		The weight shall be approximately 7.5 Kg				
		The system shall have alarm in visual and audible form				
		All transducer input connectors shall be color / key coded				
		Operation voltage for all hardware shall be derived from AC mains supply of 230 v, 50 Hz				
		Monitors shall have at least Two (2) hours battery back up				
		Monitor shall be user friendly with easy trouble shooting guides displayed on screen				
		<u>Display</u>				
		a) shall be high resolution color type with different color coded traces and shall measure at least 15 inch diagonally				

		<p>b) The display shall have a bright screen, easy viewable even at a distance from any angle under all lighting conditions.</p> <p>c) Should have capability to display at least 12 real time waveforms along with related numerical parameters on a digital screen</p> <p>d) The monitors should have the capability to operate through selectable user interface with touch screen</p> <p>e) Shall have facility to freeze wave forms</p> <p>f) Shall have different display setting</p> <p><u>Parameters</u></p> <p>Monitors shall be able to measure following parameters simultaneously</p> <p>a) 3/6 lead diagnostic ECG / Respiration with heart rate, ST segment analysis and arrhythmia detection</p> <p>b) Non-invasive Blood Pressure (NIBP)</p> <p>c) Pulse Oximeter - SPO2 (motion tolerant and Wave form)</p> <p>d) Temperature</p> <p>e) Respiration</p> <p>f) 2 channel IBP</p> <p>g) Main stream EtCO2 - for both intubated and non intubated patient</p> <p><u>ECG Monitoring</u></p> <p>a) Display of 3/6 lead diagnostic ECG</p> <p>b) Monitor shall simultaneously display one or two channels of ECG at any given time at user's option</p> <p>c) Frequency range 0.5 to 120 Hz or better</p> <p>d) Should have built in filters for AC interference, drift and electro surgical interference. Defibrillator discharge protection.</p> <p>e) Heart Rate Range ; 30 to 300 bpm or better</p> <p>f) Shall have facility for producing a respiration channel</p> <p><u>Respiration</u></p> <p>a) Should be able to use with high frequency ventilation</p> <p>b) Monitor shall provide adjustable rate and apnea alarms</p> <p>c) Accuracy + /- 1 % rpm or better @ 60 rpm</p>			
--	--	---	--	--	--

		d) Baseline recovery time following defibrillation shall be less than 1 second e) Wave from band width shall be 0.1 to 1.8 Hz (-3dB) <u>NIBP Monitoring</u> a) Measuring method: Osillometric b) Measuring Mode: Manual and Automatic @ selected intervals c) Pressure range: 20 to 275 mmHg or better d) Accuracy : + /- 4 mm Hg or better <u>SPO2 Monitoring</u> a) shall be motion tolerant b) Shall provide oxygen saturation percentage level, pleth waveform and pulse rate in beats per minute c) measuring range : 50- 100% in 1% step d) shall provide for visual and audible alarms for high /low saturation and pulse rate e) Accuracy : +/- 3% or better and Pulse rate counting range : 30-300 bpm f) perfusion index should be displayed <u>Temperature Monitoring</u> a) Range - 1 to +45 degrees C shall be Provided b) Accuracy + /- 1 Degress C or better <u>Main stream EtCO2</u> shall be light weight - less than 20 G Should be use with both intubated and non intubated patient Shall be supply with 30 Nos. Airway Adaptors (for Intubated Patient) and 30 Nos: Nasal adapters (for non intubated patients) price of an adapter should include <u>2 channel IBP</u> Shall be supply with cables and consumables for 2 channel IBP measurments The monitor should display beat - to - beat event trends for all parameters at least for 24 hours including one waveform All the necessary manuals should be supplied with the whole system General The product must be CDDA registered and Manufacturer ISO certified for			
--	--	---	--	--	--

		<p>quality standards.</p> <p>All the necessary manuals should be supplied with system</p> <p>The unit must be covered by a comprehensive "parts & labour" warranty for a period of at least 24 months from the date of successful commissioning of the unit</p> <p>Any reference site where the models offered for this tender are available should be indicated</p> <p>Bidder shall be the local agent and should verify with letter of authorisation from the manufacturer</p>			
3	Basic monitor (neonatal)	<p>Technical Characteristics, Standards and facilities</p> <p>Monitor shall be able to use for measuring vital parameters on Neonatal patients</p> <p>The weight shall be approximately 7.5 Kg</p> <p>The system shall have alarm in visual and audible form</p> <p>All transducer input connectors shall be color / key coded</p> <p>Operation voltage for all hardware shall be derived from AC mains supply of 220 - 230 v, 50 Hz</p> <p>Monitors shall have above Two (2) hours battery back up</p> <p>Monitor shall be user friendly with easy trouble shooting guides displayed on screen</p> <p>Display</p> <p>a) shall measure at least 12.1 inch diagonally</p> <p>b) shall be high resolution color type with different color coded traces</p> <p>c) The display shall have a bright screen, easy viewable even at a distance from any angle under all lighting conditions.</p> <p>d) Should have capability to display at least 12 real time waveforms along with related numerical parameters on a digital screen</p> <p>e) The monitors should have the capability to operate through selectable user interface with touch screen</p> <p>f) Shall have facility to freeze wave forms</p> <p>g) Shall have different display setting</p> <p>Parameters</p>			3

		Monitors shall be able to measure following parameters simultaneously			
		a) 3/6 lead diagnostic ECG / Respiration with heart rate, ST segment analysis and arrhythmia detection			
		b) Non invasive Blood Pressure (NIBP)			
		c) Pulse Oximeter - SPO2 (motion tolerant and Wave form)			
		d) Temperature			
		e) Respiration			
		<u>ECG Monitoring</u>			
		a) Display of 3/6 lead diagnostic ECG			
		b) Monitor shall simultaneously display one or two channels of ECG at any given time at users option			
		c) Frequency range 05 to 120 Hz or better			
		d) Should have built in filters for AC interference, drift and electro surgical interference. Defibrillator discharge protection.			
		e) Heart Rate Range ; 30 to 300 bpm or better			
		f) Shall have facility for producing a respiration channel			
		<u>Respiration</u>			
		a) Should be able to use with high frequency ventilation			
		b) Monitor shall provide adjustable rate and apnea alarms			
		c) Accuracy + /- 1 % rpm @ 60 rpm or better			
		d) Baseline recovery time following defibrillation shall be less than 1 second			
		e) Wave form band width shall be 0.1 to 1.8 Hz (-3dB)			
		<u>NIBP Monitoring</u>			
		a) Measuring method: Oscillometric			
		b) Measuring Mode: Manual and Automatic @ selected intervals			
		c) Pressure range: 20 to 275 mmHg or better			
		d) Accuracy : + /- 4 mm Hg or better			
		<u>SPO2 Monitoring</u>			

		a) shall be motion tolerant b) Shall provide oxygen saturation percentage level, pleth waveform and pulse rate in beats per minute c) measuring range : 50- 100% in 1% step d) shall provide for visual and audible alarms for high /low saturation and pulse rate e) Accuracy : +/- 3% or better f) Pulse rate counting range : 30-300 bpm g) Perfusion index <u>Temperature Monitoring</u> a) Range - 1 to +45 degrees C shall be Provided b) Accuracy + /- 1 Degress C or better General The product must be CDDA registered and Manufacturer ISO certified for quality standards. All the necessary manuals should be supplied with system The unit supplied must be covered by a comprehensive "parts & labour" warranty for a period of at least 24 months from the date of successful commissioning of the unit Any reference site where the models offered for this tender are available should be indicated Bidder shall be the local agent and should verify with letter of authorisation from the manufacturer			
4	Pulse oxymeter	Must operate on AC Mains voltage of 230V, +/- 10% at 50Hz with in built power supply and as well as internally rechargeable Li ion battery pack of at least 5 hours or more running time. Must be Suitable for all types of Patient range :Adult, pediatric, infant, and/or neonate Must display following parameters and waveforms: <ul style="list-style-type: none"> SPO2, Pulse Rate, System Status,Signal strength, Plethysmogram & menues for user setting. SPO2 range- 21- 100 % Accuracy of SPO2- ±2%(70-100% adult pediatric non motion) 			2

		±3%(70-100%, neonate, non-motion)		
		• Pulse rate range should be 18-300 bpm		
		• Perfusion index (preferable)		
		Must have following Audiovisual Alarms-		
		• High/low SpO2 and pulse rate		
		• sensor off		
		• low battery		
		• sensor failure		
		It must have preferably Masimo or any similar proven motion proof SPO2 technology		
		to reduce false alarms and provide pulse saturation values at low perfusion conditions.		
		Display should be LCD, Backlight illuminated/TFT. It should display perfusion index		
		All standard accessories for adult & paediatric patient categories should be provided.		
		Optionally following spare accessories should be quoted; two nos. each per Unit.		
		• pediatric sensor with cable		
		• Adult sensor with cable		
		General Requirements		
		The product must be CDDA registered and Manufacturer ISO certified for		
		quality standards.		
		Each System must carry at least two year comprehensive warranty effective from		
		the date of commissioning.		
		The supplier must ensure a 95% uptime during this period.		
		A sample unit must be demonstrated for evaluation within 3 weeks after bid closing.		
		Bidders must support compliance to the given specifications with		
		manufacturer's original brochures.		
		Bidders must enclose a list of current local users of the model on offer.		
		Bidders must provide documentary evidence on their technical capacity (trained staff,		
		testing equipment for calibration & maintenance support as per manufacturer		
		service/technical manuals) to carry out installation and service.		
		Separately quote for a reusable neonate sensor with cable.		
		User/Technical/Maintenance manuals to be supplied.		
5	Oxygen concentrator	Oxygen concentrator is a device that generates oxygen with a purity of 90 -92% ±		1

	(portable)	3 by using the environment air that comprehends in the ratio of 21%		
		Should have following parameters		
		1. Oxygen flow rate – 1- 5 l/min		
		2. Oxygen concentration – 90%- 92%		
		3. Max. outlet pressure – 8 PSI		
		4. Operating temperature range – 10 0C- 40 0C		
		5. Operating Humidity range – 10- 90% HR		
		6. Weight < 20 Kg		
6	Ultrasonic nebulizer	1. Description		2
		1.1 Nebulizer is a device used to administer medication to people in forms of a liquid mist to the airways. It is commonly used in treating cystic fibrosis, asthma, and other respiratory diseases.		
		2. Operational Requirements		
		2.1 Heavy duty compact Nebulizer is required.		
		3. Technical Specifications		
		3.1 Technical Specifications Nebulizer		
		1. Compact, light weight, low noise.		
		2. Durable long life compressor. Suitable for heavy duty/ institutional (hospital) use, should be able to run uninterruptedly for one hour		
		3. Power: maximum 40W		
		4. Crystal Operating Frequency -1.68 MHz		
		4. Should produce particle of size 0.5-6µm		
		5. Average nebulization rate : up to 0.5 ml/min		
		6. 24 hours continuous work for hospital use.		
		7. Oil less and maintenance free piston pump		
		8. Maximum Vacuum adjustable -85kPa/640mmHg		
		9. Weight <4 Kg		
		4. System Configuration Accessories, spares and consumables		
		a). Vapor Tubing -01 no		
		b). Medicine cup-01 no.		
		c). Adult Mask-01 no.		

		d). Paediatric Mask-01 no.			
		5. Documentation			
		5.1 User/Technical/Maintenance manuals to be supplied in English.			
		5.2 List of important spare parts and accessories with their part number and costing.			
		5.3 List of Equipments available for providing calibration and routine Preventive Maintenance Support, as per manufacturer documentation in service/technical manual.			
		5.4 Certificate of calibration and inspection.			

Annexure A : Specification for Supplies

Package Seven

Nr	Equipment and Instrument	Specification	The most appropriate answer	Required Number
1	Ultra sound scanner with facility (03 different probes and colour doppler)	<div>1 The unit shall comprise of fully digital diagnostic ultrasound system capable of electronics phase array, convex and endocavity scanning in B, M, continues wave (CW) and color doppler modes with facilities for digital software upgrading. The unit shall be mounted on a mobile stand on caster casters and shall have the following features and components.</div> <div>2 The unit shall operate on power supply of 230V (± 10%), 50Hz AC mains power supply drawn from a single power cord. A UPS with backup time atleast 15 minutes must be provided.</div> <div>3 High resolution 19" LED Blacklit monitor, tiltable, height adjustable and rotateable for user convenience.</div> <div>4 Following Harmonic, Color Imaging, Transducers should be supplied with offer.</div> <div>4.1 Electronic multi-frequency convex to cover 2-8 MHz range and scanning width of 60mm to 40mm with the angle within</div> <div>4.2 Trans vaginal probe to cover 4- 9 MHz range and scanning width of 10mm and scanning</div>		1

		angle at least 150 FOV.		
		4.3 Electronic multi-frequencyLinear array probe		
		to cover 5 - 12 MHz range and scanning width of		
		38mm Aucoustic Lense.		
		5 The unit shall be associated and incorporate with		
		the facilities sfecified below.		
		5.1 Scanning modes of sector array, convex and		
		Liner Array.		
		5.2 Display modes of B-mode, M-mode and B/M		
		mode, Color Doppler, Directional power Doppler		
		(DPDI) and 2D dual /Color live mode should be possible		
		to display and Should have Duplex and Trplex mode.		
		5.3 Facilities of harmonic imaging, and Q scan.		
		5.4 Real time continuous wave dynamic focusing.		
		5.5 User selective display formats of two side by		
		images in each display mode and quad mode.		
		5.6 Displaying imaging depth should be 2cm to		
		30cm, probe dependant.		
		5.7 Facility to scroll up and down the depth of field		
		should be available.		
		5.8 Measuring facility using calipers with provisions		
		for calculation of distance (4-channels) circumference,		
		volume, heart rate, gestational age by		
		GS, CRL, and BPD, Foetal weight, Hip joint angle and		
		Cardiac measurment etc.		
		5.9 Color Doppler flow velocity, pressure gardiant,		
		half pressure time, RI,PI etc.		

		5.10 The Hard Disc image storage capacity should		
		be not less than 120GB.		
		5.11 Three active probe port shall be		
		available for the above system.		
		5.12 DICOM 3 connectivity.		
		5.13 There shall be digital storage facility with CD-R		
		or DVD and USB.		
		5.14 There shall be a video cine memory to replay		
		images in B/M or B/PW		
		5.15 The software shall have facilities to generate		
		reports on measured data.		
		5.17 A B/W Thermal printer with 10 paper rolls.		
		6 The unit shall be supplied with 02 sets of instruction		
		and services manuals in English.		
		7 The equipment shall be warranted for a period of		
		not less than 12 calender months from the date of		
		successful commissioning on full parts and labour		
		basis including all the probes. Such warranty shall		
		also include servicing and maintenance during the		
		period of validity. Bidders must specify in detail		
		the means available to them to implemente such		
		a warranty.		
		8 Bidder shall also quote seperately for a comprehensive		
		service & maintenance agrrement on full		
		parts & labour basis including all the probes for a		
		period of five (05) year after 12 months warrenty.		

Annexure A : Specification for Supplies

Package Eight

Nr	Equipment and Instrument	Specification	The most appropriate answer	Required Number
1	Biometry Machine			1

Annexure A : Specification for Supplies

Package Nine

Nr	Equipment and Instrument	Specification	The most appropriate answer	Required Number
1	Ophthalmic chair unit	<div>Required Ophthalmic features:-</div> <div>one fully upholstered elegant ophthalmic chair</div> <div>with full motorized recline facilities</div> <div>with full motorized up & down movement for 200mm</div> <div>- one stand and console:-</div> <div>with illuminated soft light for examination</div> <div>with controls for ophthalmic chair, for recline and up & down movements, back and</div> <div>forward movement. One foot pedal for the up and down movement is also required.</div> <div>Required Base dimensions and Floor space</div> <div>Base Dimensions : 1420 mm x 1420 mm</div> <div>Floor Dimensions : 1420 mm x 2325 mm</div> <div>Base Dimension Floor Space required</div>		1

		Base Dimensions : 1420 mm x 1420 mm		
		Floor Dimensions : 1420 mm x 2325 mm		
		Height 6 feet		
		Length after reclining 6 feet		
		Width 4.8 Ft		
		Input voltage & Power 110/230V		
		Accessories required:-		
		Examiner's chair		
		Trial lens set (2nos.)		
		Trial Frame		
		Auto Refractometer with all standard features with 10 paper rolls		
		Distance vision horizontal drum		
2	Retinoscope	Shall have separate control for streak width and streak rotation and also streak width should not change while rotating & the entire head is rotatable .		1
		It should have endless rotation that the streak revolves 360 0 without stops , enabling quick measurement of astigmatic axis.		
		Used with Rechargeable battery RP-B		
		The plug comes out of the handle with a press of a button		
		RX head, plug-in rechargeable battery handle, spare bulb, +2D Presbyopic lens		
		Bulb : 4V, 3.6 W		
		Instrument Weight : 350 g		
		Total Weight : 700 g		
3	Ophthalmoscope	Product Specifications		2
		1. The ophthalmoscope shall have following features.		
		it should have a focusing range -30 to + 30 diopters (at least)		
		Lenses and filters should be able to introduce easily.		
		3 spot sizes : micro, small and large		
		slit aperture		
		Red - free filter		
		patient eye cup		

		Durable diagnostic set case (hard) should be given			
		Xenon light for white light would be more preferable			
		General Requirements			
		a complete and detailed set of operation set of operation, service and maintenance manuals in English must be supplied with each unit			
		Each unit must carry a two year comprehensive warranty effective from the date of commissioning.			
		The product must be CDDA registered and Manufacturer ISO certified for quality standards.			
		Bidders must support compliance to the given specifications with manufacturer's original brochure.			
		Bidders must enclose a list of current local users of the model on offer.			

Annexure A : Specification for Supplies

Package Ten

Nr	Equipment and Instrument	Specification	The most appropriate answer	Required Number
1	Computed Radiography system (CR) 500 mA X-ray	<div>1. GENERATOR:</div> <div>Two pulse.</div> <div>• Radiographic Parameters</div> <div>Maximum mA Output: 500mA</div> <div>Maximum kV Output: 125kV</div> <div>• Fluoroscopic Parameters</div> <div>Maximum mA Output: 3mA</div> <div>Maximum kV Output: 90kV</div> <div>• Exposure Time</div> <div>From 5 Milisecond to 5 Seconds with digital mAs integrator.</div> <div>The generator should be provided with Rapid anode Braking Device (to increase tube life). Automatic computation & display mAs value kV digitally to be provided.</div> <div>2. X-RAY TUBE:</div> <div>The unit should be complete with : 2 Nos. of 20/40kW X-ray Tube (BEL or equivalent) with high speed anode rotation of higher rpm each with a pair of H.T. Cable for under couch and over coach radiography.</div> <div>3. TABLE</div> <div>Motorized table vertical to trendelenberg position with automatic stop. Table accessories viz. foot rest, compression band, hand grips, foot step, skull cone, shoulder rest, radiation lead rubber flaps.</div> <div>Bucky with adjustable cassette tray with a grid ratio of 10:1 and 100 lines per</div>		1

		inch. Motorized Under Couch Collimator and Manual Over Couch collimator.		
		The Spot Film Device should include the following:		
		• 4 in 1 on 8"X10"Film		
		• 2 in 1 on 10"X12"Film		
		• 1 in 1 on 14"X14" Film		
		along with a suitable grid		
		4. COLUMN STAND:		
		Floor to Ceiling with Counter Balancing System.		
		5. I.I.T.V.		
		The entire system should consist of the following:		
		• Image Intensifier (II) capable of being coupled with the existing 500mA XRay		
		machine and fluoroscopic tables.		
		• High resolution CCD camera to capture the image from the output		
		phosphor of the II.		
		• Trolley mounted 17" Monitor (44").		
		Minimum specifications of the Image Intensifier:		
		• Nominal entrance field diameter of 23 cm with dual field selection		
		capability.		
		• Output window size 20-25 mm.		
		• Vertical & Horizontal image orientation reversal switches mounted on II.		
		• The assembly should have 'All metal' construction and provide magnetic		
		and lead shielding.		
		Minimum specifications of the CCD Camera.		
		• Should be of PAL Systems with minimum 750 x 580 pixels.		
		• Video Standard 50 Hz 625 lines interlaced.		
		• Video gain should have automatic gain control.		
		• Circular blanking facility.		

		<ul style="list-style-type: none"> • Video output -1-Vpp composite video. 		
		<ul style="list-style-type: none"> • Last image hold facility must be present. 		
		Minimum specification of the monitor:		
		<ul style="list-style-type: none"> • Minimum 43 cm 17" diagonal with circular mask. 		
		<ul style="list-style-type: none"> • Local controls for image contrast and brightness adjustment. 		
		<ul style="list-style-type: none"> • Should be cart/trolley mounted and moveable anywhere in the fluoroscopy room. 		
		The Image Intensifier should be fully counter balanced consisting of ceiling counterpoise system with rails.		
		5. ACCESSORIES		
		<ul style="list-style-type: none"> • Voltage stabilizer servo controlled type of 50KVA capacity. 		
		<ul style="list-style-type: none"> • Lead Aprons – 4 nos. 		
		The machine offered should have valid AERB Type Approval.		
		Computed Radiology must be a state of the art system manufactured by a reputed brand or manufacturer adhering to following specifications. CR system should broadly comprise of following modules/ components:		
		a) Image recording system (cassettes & reading plates)		
		b) Image reading system (reader/ digitizer)		
		c) Identification & CR processing workstation.		
		d) Dry imager.		
		1. Image recording system (cassettes & imaging plates).		
		The following sizes of radiography cassettes along with image plates should be supported by the unit.		
		a. 35 cm X 43 cm or 14" X 17" :4 nos.		
		b. 35 cm X 35 cm or 14" X 14" :2 nos.		
		c. 24 cm X 30 cm or 10" X 12": 4 nos.		
		d. 18 cm X 24 cm or 8" X 10": 2 nos.		
		2. Image reader (CR reader/ digitizer)		
		a) The CR reader / digitizer should be able to process		

	65 image plates/hr or more of the largest size cassette		
	b) CR reader / digitizer must be able to handle phosphor image plates. CR reader capable of handling latest Dual side /needle/structured/		
	/columnar image plates will be preferred.		
	c) It should have a resolution of 6 pixels/mm (minimum) for standard resolution cassettes & 10 pixel / mm (minimum) for high resolution cassette reading.		
	d) Digitizers must have a resolution of 20 pixel / mm (minimum) for screening mammography.		
	e) Gray scale resolution: CR reader / digitizer should have a minimum resolution of 12bits/ pixel for images sent to CR processing station.		
	3. Identification Station & processing server		
	a) The processing station must have 2GB RAM, at least 2x 500 GB HDD in RAID configuration and 19 inch clinical grade monitor. The PC hardware and monitors must be from reputed brands like DELL, HP, and BARCO etc. The monitor should have a wide viewing angle and it should be clinical grade monitor with at least 1.3 MP resolutions.		
	b) Processing server capable of identification of patient demographics to the acquired images will be preferred, else a separate identification station must be provided.		
	c) The server and /or ID station must be DMWL (DICOM modality work list) compliant to access patient and study data from HIS or RIS.		
	d) It should provide display of acquired images with greater details of demographics viz. patient/ study listing for easy access		
	e) The server must provide full amount of post processing features viz. geometric corrections, window level algorithms, annotation like markers, predefined text, drawing lines and geometrical shapes, multi-scale image processing, measuring distance and angles, shuttering, histograms, zoom, grey scale reversal, edge enhancement, noise reduction, indication of gray scale saturation level, latitude reduction etc.		
	f) It should facilitate full fledged DICOM printing and should be able to print multiple formats of patient study.		

		<p>g) Should be able to send DICOM images to DICOM workstation or PACS without loss of information</p> <p>h) Should be equipped with DICOM CD writer for transferring image</p> <p>i) Should be able to store image on external device viz. CD or pen drive etc.</p> <p>j) The system should have a facility to indicate over /under exposure in the preview screen. Kindly specify the image preview time.</p> <p>k) The software must have dedicated paediatric and mammography image processing.</p> <p>4. Dry imager</p> <p>a) The system must have a dry imager without need of any wet chemistry</p> <p>b) It must be DICOM 3.0 compatible allowing multiple modalities to be connected at a time</p> <p>c) The system must be able to print at least 60 films/ hr of the largest size</p> <p>d) The system must deliver its first film within 80 seconds from the request sent</p> <p>e) The imager must have spatial resolution of 500 ppi minimum</p> <p>f) The system must have contrast resolution of 14 bits/ pixel or more. The system must have at least three online film sizes and should be capable of printing any of the 8" X 10", 10" X 12", 11" X 14" or 14" X 17" films.</p> <p>g) The imager should support daylight loading of films.</p> <p>5. Suitable UPS back up must be provided for 15 minutes backup for the whole system</p> <p>6. The firm should attach detailed installation list along with users' complete address and telephone number.</p> <p>7. Additional specialty software /hardware if any should be quoted separately as optional.</p> <p>8. The availability of above mentioned features and technical specification must be substantiated with authentic published documents from manufacturer or regulatory bodies.</p> <p>9. The unit should be United States Food and Drug Administration (FDA) and Conformité Européenne (CE) approved for mammography.</p> <p>10. The successful bidder will have to ensure onsite training of end users for a</p>		
--	--	--	--	--

		period not less than 6 weeks after installation of the unit.		
2	Radiology and dark room accessories with lead apron	-Safe Lamp (1no.) -X-ray cabinet Dryer- Heavy duty x-ray film drying machine for 25min. films with stainless steel drip tray. Body should be made of 18guage sheet of stainless steel. It should have two heating & two blowing units each of standard make. -It should have sufficient dimensions to accommodate 25 films with alternate spacing for film hangers so that films do not get stuck together. -Timer(1no.) -Three Tanks Film Developer with master tank temp. control. (1no.) -Film hangers-(25no.) -X-Ray View Box (Double)- (1no.) : Two films. Good quality imported Perspex sheet, uniform and bright illumination. Electrical Fluorescent 2/3 tubes fittings with uniform illumination. Shock proof body. Heavy duty X-Ray clips (2/3). On / Off switch with indicator light. Confirm to standard electrical safety norms. Radiology Accessories: X-Ray Cassettes with intensifying screening <ul style="list-style-type: none"> • Light weight • Front Side – 1mm Aluminium equivalent • Backside – 0.1mm lead equivalent. Smooth felt pad fitted to the backside for attaching the intensifying screen. • Locking system – Push-Lock type Intensifying Screens: High Speed Calcium tungstate/ Rare Earth Phosphor (Compatible with double emulsion regular Medical (film) Blue light emitting (for Ca Tungstate screens) Polyester base Universal or Front – Back type Should be easy to clean. Sizes: Qty:6 each		1

		14 x 17		
		14 x 14		
		15 x 12		
		12 x 12		
		10 x 8		
		12 x 10		
		X-Ray Stationary Grid (Grid Ratio 6:1, Parallel)		
		Size 12" x 15"		
		Metal Cassette Passbox (4 Doors)		
		Lead Lines Box for 4 Packets		
		Lead lines box for 6 packets.		
		Lead lines box for 12 packets		
		Feather Weight Apparel (Lead Aprons):		
		BARC approved, 0.5mm Lead Equivalent		
		Medium; (100 x60 cms) 4 Nos.		
		Regular; (110 x 60cms) 4 Nos.		
		THYROID SHIELD - 2 Nos.		
		Protective Gloves - 3 Nos.		
		Lead Goggles: 1mm Pb front and side - 2 Nos.		
		Lead Apron Hanger, capable of keeping multiple aprons (At least 6)		
		X-ray View Box: (Regular long fluorescent tube type, electronic choke, bright		
		screen, aluminum body). Size: 2 x 1		
		X-ray View Box: (Regular long fluorescent tube type , electronic choke, bright		
		screen, aluminum body). Size : 5 X 1 (Table mounted)		
		Lead marker - 4 set		
		For X-ray Films		

Annexure A : Specification for Supplies

Package Eleven

Nr	Equipment and Instrument	Specification	The most appropriate answer	Required Number
1	Water bath	<div>Description of Function</div> <div>1.1 Water bath maintains a constant preset temperature for treating samples.</div> <div>2. Operational Requirements</div> <div>General purpose water bath is required.</div> <div>3. Technical Specifications</div> <div>3.1 Small (app dimensions 40-45x35-40x20-25 cms) light, stainless steel body</div> <div>3.2 Microprocessor controlled programmeable, digital display for temperature etc.</div> <div>3.3 Temp. Range 370 C to 560 C + 500 C</div> <div>3.4 Should have a stirrer for circulation</div> <div>3.5 Bath Capacity: 8-10 litres.</div> <div>4. System Configuration Accessories, spares and cosumables</div> <div>4.1 System as specified..</div> <div>5. Environmental Factors</div> <div>5.1 The unit shall be capable of being stored continuously in ambient. Temperature of 0 -50 deg C and relative humidity of 15-90%</div> <div>5.2 The unit shall be capable of operating continuously in ambient temperature of 10 -40deg C and relative humidity of 15-90%</div> <div>6. Power Supply</div> <div>6.1 Power unit to be 220 -2 40 VAC, 50Hz fitted with Indian plug</div>		1

		6.2 Voltage corrector/stabilizer of appropriate ratings meeting ISI Specifications, (Input 160-260 V and output 220-240 V and 50 Hz).		
		7. Standards, Safety and Training		
		7.1 Electrical safety conforms to standards for electrical safety IEC-60601/IS-13450		
		7.2 Should be FDA, CE, UL or BIS approved product.		
		8. Documentation		
		8.1 User/Technical/Maintenance manuals to be supplied in English		
		8.2 Certificate of calibration and inspection.		
		8.3 List of important spare parts and accessories with their part number and costing.		
2	Laboratory Incubator	Description of Function		1
		Incubator is a closed chamber which heats/chill a sample at a preset temperature for long term for applications like culture growth etc.		
		Operational Requirements		
		Microprocessor/Microcontroller/Microcomputer controlled system.		
		Technical Specifications		
		• Capacity: 120 L		
		• Interior chamber: Stainless steel for easy cleaning and decontamination		
		• Timer: 1 min. to 100 hours and hold position		
		• Minimum turbulence and no cross contamination		
		• Adjustable safety thermostat for temp setting at 1 deg C increment		
		• Temp Accuracy +/-1% of required temp, with inbuilt Temp.Sensor		
		• Internal glass door for the observation		
		• With minimum two adjustable shelves		
		• Audiovisual Alarm to Indicate when temperature deviates more than 1°C from setpoint, and when program or time has finished. Alarm may be muted.		
		• Peltier heating with continuous air circulation and Heating by natural/forced convection for homogenous temperature distribution		

		• Temperature range: +5° C to 80°C		
		• There should be a Membrane Keypad with LCD/LED to set and display		
		operating parameters, current status, running time and alarm conditions		
		for time and temperature.		
		• Interior lighting facility, insulated door fitted with heavy hinges handle		
		locking, mechanical door lock.		
		Environmental factors		
		• Shall meet IEC-60601-1-2 :2001(Or Equivalent BIS) General		
		Requirements of Safety for Electromagnetic Compatibility.		
		The unit shall be capable of being stored continuously in ambient		
		temperature of 0 -50deg C and relative humidity of 15-90%		
		• Thu unit shall be capable of operating in ambient temperature of 20-30		
		deg C and relative humidity of less than 70%		
		Power Supply		
		• Power input to be 220-240VAC, 50Hz fitted with Indian plug		
		• Suitable Servo controlled Stabilizer/CVT		
		• Suitable UPS with maintenance free batteries for minimum one-hour backup		
		should be supplied with the system.		
		• Resettable overcurrent breaker shall be fitted for protection		
		Standards, Safety and Training		
		• Electrical safety conforms to standards for electrical safety IEC-60601 / IS-		
		13450		
		• Should be FDA , CE,UL or BIS approved product		
		Documentation		
		• User/Technical/Maintenance manuals to be supplied in English.		
		• Certificate of calibration and inspection.		
		• Log book with instruction for daily , weekly, monthly and quarterly		
		maintenance checklist.		
		• The job description of the hospital technician and company service		
		engineer should be clearly spelt out		
		• List of important spares and accessories with their part number		

		and costing.		
		• List of Equipments available for providing calibration and routine maintenance support as per manufacturer documentation in service / technical manual.		
		• Compliance Report to be submitted in a tabulated and point wise manner clearly mentioning the page/para number of original catalogue/data sheet. Any point ,if not substantiated with authenticated catalogue/manual, will not be considered.		
3	Hot Air Oven	Description of function		1
		1.1 Hot Air Oven is required for heating a sample under controlled conditions.		
		2. Operational Requirements		
		2.1 Microprocessor based system with PID-temperature controller with integrated auto diagnostic system with fault indicator.		
		2.2 Thermostatically controlled system.		
		3. Technical Specifications		
		3.1 External: Stainless Steel Casing :wxhxd: (All dimensions will have a tolerance of +/-5mm). Insulated stainless steel door with locking and rear zinc-plated steel. 820 x 595 x580mm		
		3.2 Interior – w x h xd: (all dimensions will have a tolerance of 5mm) easy-to-clean interior, made of stainless steel, with supports on the three sides for three adjustable perforated stainless steel shelves.450 x 475 x450 mm,97 litres		
		3.3 Forced air circulation by quiet air turbine/Fan to ensure uniform temperature.		
		3.4 Fitted with load indicator and safety thermostat take over indicator lamp. LCD/LED Indicator.		
		3.5 Temperature Variation +/-1 deg C.		
		3.6 Temperature Range – ambient to 250 deg C.		
		3.7 Output available for data acquisition.		
		3.8 Should be incorporated with malfunction monitor		

		3.9 Should have two or more air exhaust vents.		
		3.10 Should be incorporated with see through window with reinforced triple glass window.		
		4. System Configuration Accessories, Spares and Consumables		
		4.1 System as specified.		
		5. Environmental factors		
		5.1 The unit shall be capable of being stored continuously in ambient temperature of 0-50 deg C and relative humidity of 15-90%.		
		5.2 The unit shall be capable of operating continuously in ambient temperature of 10 -40 deg C and relative humidity of 15-90%.		
		6. Power Supply		
		6.1 Power input to be 220-240 Ac, 50Hz fitted with Indian plug.		
		6.2 should incorporate with online UPS(1kva)		
		7. Standards, Safety and Training		
		7.1 System should confirm to IS:6365-1971 (Reaffirmed 1995) with latest amendments in ISI specifications for laboratory Electric Ovens. Alternatively system should be FDA Approved or CE Certified.		
		7.2 Electrical safety conforms to standards for electrical safety IEC-60601/ IS-13450.		
		8. Documentation		
		8.1 User/Technical/Maintenance manuals to be supplied in English.		
		8.2 Log book with instruction for daily, weekly, monthly and quarterly maintenance checklist. The job description of the hospital technician and company service engineer should be clearly spelt out.		
		8.3 List of important spare parts and accessories with their part number and costing.		
		8.4 Certificate of calibration and inspection.		
		8.5 List of Equipments available for providing calibration and		

		routine maintenance support as per manufacturer documentation in service/technical manual.		
4	Autoclave Vertical type	<p>Description of Function: Steam Sterilizers or Autoclaves are required to sterilize objects under high temperature and pressured steam.</p> <ul style="list-style-type: none"> • Fabric, Instrument, BD test, Liquid, Rubber & Gloves, Flush, Gravity, User-defined. • Technical Specifications:- <p>Ø Single door high pressure steam sterilizer with in built steam generator</p> <p>Ø Material of construction:</p> <p>a. Sterilizer chamber SS 316</p> <p>b. Door SS 316</p> <p>c. Jacket SS 316</p> <p>d. Fittings: Analogue Pressure Gauge (Jacket & Chamber - On the front panel)</p> <p>Digital Temperature display (On the front panel)</p> <p>e. Loading carriage SS 316</p> <p>f. Transfer trolley: MS, painted</p> <p>g. Door Gasket: Silicon or better</p> <p>Ø Chamber capacity 140 -160 L</p> <p>Ø Chamber Dimension : 1000 x 410 x 410 mm (L x W x H)</p> <p>Ø Input Power : Note less than 24 KVA</p> <p>Ø Water Level indicator in front side</p> <p>Ø Vacuum Cycle :Should consist of a minimum of three vacuum pulses each reaching a pressure of less than 150 mbar.</p> <p>Ø Vacuum Pump : Should be capable of evacuation to an absolute pressure of less than 100 mbar</p> <p>Ø Printer : In-built</p> <p>Ø Sterilizer should be provided with steam generator</p> <p>Ø Spring loaded safety valves and automatic vacuum breaker for jacket</p> <p>Ø Safety valve protection against poor pressure.</p> <p>Ø Safety lock for door :pressure lock safety device</p> <p>Ø Low water off</p>		1

		<ul style="list-style-type: none"> • System Configuration Accessories, spares and consumables: <p>Ø System as specified</p> <p>Should provide available spares and consumables for at least 10 years</p> <p>Ø Should provide a sufficient quality of consumable along with the equipment</p> <ul style="list-style-type: none"> • Power Supply: Power input to AC 380 V, 50 Hz 3 Phase <ul style="list-style-type: none"> • Standards and Safety: <p>The Sterilizer should be requirement of state GB 18278-2000 and the related American FDA standard and European EN 285, 97/23/EC standard.</p> <ul style="list-style-type: none"> • Documentation: <p>Ø User/Technical/Maintenance manuals to be supplied</p> <p>Ø List of important spare parts and accessories with their part number and costing.</p>		
5	Bunsen burner with LPG pipe line	<p>Description of Function</p> <ul style="list-style-type: none"> • A small laboratory burner consisting of a vertical metal tube connected to a gas source and producing a very hot flame from a mixture of gas and air let in through adjustable holes at the base <p>Operational Requirements</p> <ul style="list-style-type: none"> • Suitable for operation with LPG and piped Natural Gas, confirming to international / national specification • Designed with a flame stabilizer to provide a steady flame for general laboratory needs <p>Technical Specifications</p> <ul style="list-style-type: none"> • Should be based on sensor technology, the flame ignites in a non-touch mode. Unintentional ignitions should not happen; the reaction range of the infrared sensor should be clearly defined • Should operate in three modes: <p>Foot switch: This ignites the instrument only when the foot switch is activated. Flame stays on for as long as the foot switch is pressed down.</p> <p>Continuous: The duration of burning – between 10 and 60 minutes – is regulated via a timer.</p> <p>Sensor: The sensor window registers your hand movement when it</p>		1

		<p>passes 6-8 cm in front of the window and then the flame is automatically ignited</p> <p>System Configuration Accessories, spares and consumables</p> <ul style="list-style-type: none"> • Series-fitted with nozzles for LPG and piped Natural Gas • Compatible regulator and hoses should be supplied. <p>Environmental factors</p> <ul style="list-style-type: none"> • The unit shall be capable of being stored continuously in ambient temperature of 0 -50deg C and relative humidity of 15-90% <p>The unit shall be capable of operating continuously in ambient temperature of 10 -40 deg C and relative humidity of 15-90%</p> <p>Power Supply</p> <ul style="list-style-type: none"> • Rechargeable battery operated system. Charger to be provided if integrated charger is not there <p>Documentation</p> <ul style="list-style-type: none"> • User/Technical/Maintenance manuals to be supplied in English. • Certificate of calibration and inspection. • List of important spare parts and accessories with their part number and costing. • Log book with instructions for daily, weekly, monthly and quarterly maintenance checklist. The job description of the hospital technician and company service engineer should be clearly spelt out. 		
6	Auto washer pipette	<p>Made of stainless steel.</p> <p>Size-22"-24" H Diameter: 5"-6"</p> <p>Removable pipette holder.</p> <p>Mode heat wash.</p> <p>To work on 220V, 50Hz.</p>		1
7	Medicinal refrigerator	<p>Description of Function</p> <p>1.1 Laboratory Refrigerator is used to store samples, medicines, blood bags etc. under controlled temperature.</p> <p>2. Operational Requirements</p>		1

		2.1 system required with weekly chart recorder and digital displays.		
		2.2 Capacity of storage: 300 litres or more.		
		3. Technical Specifications		
		3.1 Temp range-should have adjustable temperature control range		
		from +1 degree to +8 degree C, factory preset at 4 degree C.		
		3.2 Refrigerator System		
		a) The system should have density CFC – free urethane foam		
		insulation to protect cabinet from ambient temperature		
		fluctuation.		
		b) The system should have positive, forced, air circulation to		
		maintain temperature uniformity at all shelf levels, with		
		quick recovery +/-1 deg.C.		
		c) The system should have sensors for activating automatic		
		defrost cycle to minimize the frost build up.		
		d) The system should have automatic condensate removal		
		with no requirement for separate drainage lines.		
		3.3 Internal construction should be made up of high grade stainless		
		steel (min 22 G) External construction Corrosion resistant sheet at		
		least 1 mm thickness.		
		3.4 Internal Temp Control		
		a) System should have temperature control range from +1		
		degree C to +8 degree C.		
		b) Temperature control resolution should be better than 0.1		
		degree C.		
		c) Cooling down time of max of 150 min on half load.		
		3.5 External ambient temp should perform in ambient temp up to +43		
		degree C.		


		3.6 Door System should lockable double glass doors for better safety.		
		3.7 Safety System:		
		a) System should have large and clear Digital displays for the		
		set/run parameters.		
		b) The system should have weekly chart recorder to record		
		temperature charges with battery back up.		
		c) The system should have key operated set point for the		
		added security.		
		d) Battery Charger should be provided with details of battery		
		No.: V:AH.		
		3.8 Alarms:		
		a) System should have audible/visual warnings for overtemperature		
		under temperature and power failure with		
		visual status reports on critical functions.		
		b) System should have battery backup and connections for		
		remote alarm contacts.		
		3.9 Should have adjustments for uneven bases. The adjustments		
		should be easy to use like rotating a screw at the legs in the base.		
		3.10 Scratch resistant internal lining of the cabinet (stainless steel or		
		aluminium).		
		3.11 Should have 5-6 rolled out type drawers of stainless steel of 22 G.		
		4. System Configuration Accessories, spares and consumables		
		4.1 System as specified.		
		4.2 Quote pricing for the following essential spares; (01 each)		
		Compressor; Evaporator; Evaporator fan motor; Condenser fan		
		motor; Filter drier; Condensate heater; Service valve; Control unit;		
		Transformer; Thermostat; Lamp; Contactor; Relay; Relay base;		
		Door switch; door gasket		
		5. Environmental Factors		


		5.1 The unit shall be capable of being stored continuously in ambient temperature of 0-50 deg C and relative humidity of 15-90%.		
		5.2 The unit shall be capable of operating continuously in ambient temperature of 10 -40 deg C and relative humidity of 15-90%.		
		6. Power Supply		
		6.1 Power input to be 220-240 VAC, 50Hz fitted with Indian plug.		
		6.2 Voltage corrector/stabilizer of appropriate ratings meeting ISI specifications. (Input 160-260 V and output 220-240 V and 50 Hz).		
		7. Standards, Safety and Training		
		7.1 Should be FDA, CE, UL or BIS approved product.		
		7.2 Electrical safety conforms to standards for electrical safety IEC-60601/ IS-13450.		
		8. Documentation		
		8.1 User / Technical/ Maintenance manuals to be supplied in English.		
		8.2 Certificate of calibration and inspection.		
		8.3 List of Equipment available for providing calibration and routine maintenance support as per manufacturer documentation in service/ technical manual.		
		8.4 List of important spare parts and accessories with their part number and costing.		
		8.5 Log book with instructions for daily, weekly, monthly and quarterly maintenance checklist. The job description of the hospital technician and company service engineer should be clearly spelt out		
8	Hotplate	Description of Function		1
		1.1 Hot plate is required for recording reaction time mice to heat stimulus. The Cold Plate Test is useful in studying the traditional cold receptors.		
		2. Operational Requirements		
		2.1 System required with complete accessories and PC connectivity facility.		

		3. Technical Specifications		
		3.1 Heating Plate > 4mm thick of electrocytic copper sheet.		
		3.2 Reaction time display in 0.1 second increment.		
		3.3 Solid –state temperature regulation with LCD graphic display of temperature in 0.1 degree C (scale range from 2 deg C to60 deg C).		
		3.4 Dedicated Data Acquisition Software Package.		
		3.5 The Experimental data can be directly exported to the PC USB or serial ports.		
		4. System Configuration Accessories spares and consumables.		
		4.1 As specified.		
		5. Environmental Factors		
		5.1 None.		
		Power Supply		
		6.1 Power input to be 220-240VAC, 50Hz fitted with Indian plug.		
		6.2 Suitable Automatic Voltage regulator/stabilizer meeting ISI specifications should be supplied.		
		6.3 Suitable UPS with maintenance free batteries for minimum onehour back-up should be supplied with the system.		
		8. Documentation		
		8.1 User /Technical/Maintenance manuals to be supplied.		
		8.2 Certificate of calibration and inspection from factory.		

Annexure A : Specification for Supplies

Package Twelve


Nr	Equipment and Instrument	Specification		The most appropriate answer	Required Number
1	Patient trolleys	1	Overall size Approximately		6
			Length: 1950 mm , Width : 550 mm Height : 760 mm		
		2	Frame work made of Stainless Steel Grade 304 1" 1.5mm thickness		
		3	Main Legs must be with 1 1/4" R/T with 1.2mm thickness		
		4	Each Leg supported with 3/4" SS pipe to the main frame to strengthen the structure		
		5	4 x150mm heavy duty smooth swivel casters with brake		
		6	Bed top shall be made of stainless steel sheet of 0.9 mm thickness		
			<u>General Requirements:</u>		
		(a)	One year comprehensive warranty		
		(b)	Bidder should provide a sample unit for inspection within three weeks after bid closing.		
					
2	Drug trolleys	1	Overall size Approximately		6
			Length: Approximately 800 mm , Width : 450 mm Height : 900 mm		
		2	Frame work made of Stainless Steel Grade 304 with 1.2mm thickness pipe		

		<table><tr><td>3</td><td>Two shelves with 1mm thickness SS sheet</td></tr><tr><td>4</td><td>Three protective side guard rails with 8mm SS rod</td></tr><tr><td>5</td><td>Two drawers with handles covered with 0.9mm SS sheets</td></tr><tr><td>6</td><td>4 x 75 mm swivel casters with brake</td></tr><tr><td></td><td><u>General Requirements:</u></td></tr><tr><td>(a)</td><td>One year comprehensive warranty</td></tr><tr><td>(b)</td><td>Bidder should provide a sample unit for inspection within three weeks after</td></tr><tr><td></td><td>bid closing.</td></tr></table> 	3	Two shelves with 1mm thickness SS sheet	4	Three protective side guard rails with 8mm SS rod	5	Two drawers with handles covered with 0.9mm SS sheets	6	4 x 75 mm swivel casters with brake		<u>General Requirements:</u>	(a)	One year comprehensive warranty	(b)	Bidder should provide a sample unit for inspection within three weeks after		bid closing.							
3	Two shelves with 1mm thickness SS sheet																								
4	Three protective side guard rails with 8mm SS rod																								
5	Two drawers with handles covered with 0.9mm SS sheets																								
6	4 x 75 mm swivel casters with brake																								
	<u>General Requirements:</u>																								
(a)	One year comprehensive warranty																								
(b)	Bidder should provide a sample unit for inspection within three weeks after																								
	bid closing.																								
3	Drug cupboards	<table><tr><td>1</td><td>Overall size Approximately</td></tr><tr><td></td><td>Length: 800 mm , Width : 450 mm Height : 1800 mm</td></tr><tr><td>2</td><td>Frame work should be 31mm x19mm Box Tube with 1.2mm Thickness 304G</td></tr><tr><td></td><td>Stainless Steel</td></tr><tr><td>3</td><td>Three sides covered with SS 1mm SS Sheet</td></tr><tr><td>4</td><td>Four SS shelves with Two Glass Doors</td></tr><tr><td>5</td><td>Cupboard with two doors and lock at bottom</td></tr><tr><td>6</td><td>Cupboard height shall be at least 450mm</td></tr><tr><td>7</td><td>Adjustable rubber knobs on 4 legs</td></tr><tr><td></td><td></td></tr></table>	1	Overall size Approximately		Length: 800 mm , Width : 450 mm Height : 1800 mm	2	Frame work should be 31mm x19mm Box Tube with 1.2mm Thickness 304G		Stainless Steel	3	Three sides covered with SS 1mm SS Sheet	4	Four SS shelves with Two Glass Doors	5	Cupboard with two doors and lock at bottom	6	Cupboard height shall be at least 450mm	7	Adjustable rubber knobs on 4 legs					8
1	Overall size Approximately																								
	Length: 800 mm , Width : 450 mm Height : 1800 mm																								
2	Frame work should be 31mm x19mm Box Tube with 1.2mm Thickness 304G																								
	Stainless Steel																								
3	Three sides covered with SS 1mm SS Sheet																								
4	Four SS shelves with Two Glass Doors																								
5	Cupboard with two doors and lock at bottom																								
6	Cupboard height shall be at least 450mm																								
7	Adjustable rubber knobs on 4 legs																								

			<u>General Requirements:</u>			
			(a) One year comprehensive warranty			
			(b) Bidder should provide a sample unit for inspection within three weeks after			
			bid closing.			
4	Bed lockers	side	1	Overall size Approximately		100
				Length: 400 mm , Width : 400 mm Height : 865 mm [± 5% tolerance]		
			2	Frame work made of Stainless Steel Grade 304		
			3	One drawer attached to the top shelf running on good quality bearings		
			4	Bottom One Cupboard with one shelf having a door with a magnetic lock & a handle		
			5	Cupboard height shall be at least 600mm		
			6	4 x 50 mm swivel caster wheels (2 lockable & 2 free)		
			7	Towel Holder on one side & 3 side guard rails on top		
			8	<u>Material Specification</u>		
				All pipes must be with 1.2mm thickness & grade 304 Stainless Steel		
				Top must be with 1mm thickness SS sheet with grade 304 stainless Steel		
				<u>General Requirements:</u>		
			(a)	One year comprehensive warranty		
			(b)	Bidder should provide a sample unit for inspection within three weeks after		
				bid closing.		

						
5	Emergency lamps	1	To provide good lighting for minor clinical procedures in emergency, ICU, OT, examination, labour room etc.			10
		2	Light Source: LED			
		3	Central Illumination at 1 M distance: ≥ 15000 Lux			
		4	Colour Temperature: 4000K - 4500K			
		5	Variable intensity 0 to 100%			
		6	Colour rendering index $R_a \geq 93$			
		7	LED life span $\geq 20,000$ hrs.			
		8	Head rotation 320 deg. & height adjustable.			
		9	Should be mounted on a stable base with two lockable and two free anti static castors fitting underneath examination beds.			
		10	Light field diameter between 16CM -23CM			
		11	Power input to be 220-240VAC, 50Hz fitted with 3 Pin plug			
		12	Quote optionally for a battery back up for 2 hrs.			

			General Requirements		
		13	Each unit must carry a two year comprehensive warranty effective from the date of commissioning.		
		14	The supplier must ensure a 95% uptime during this period.		
		15	A sample unit must be demonstrated for evaluation within 3 weeks after bid closing.		
		16	Bidders must support compliance to the given specifications with manufacturer's original brochures.		
		17	Bidders must enclose a list of current local users of the model on offer.		
		18	The product must be CDDA registered and Manufacturer ISO certified for quality standards.		
		19	User/Technical/Maintenance manuals to be supplied.		
6	Rotating cushioned chairs		<ul style="list-style-type: none"> • Seat & Back rest cushion with edge • Low back • Two arms • Tilt • Five wheel casters • Adjustable seat 		20

					
7	Oxygen regulators	<p>This Medical Oxygen regulator with humidifier with flowmeter should be used with portable type oxygen cylinders to provide wet and comfortable breath for patients in hospital, clinic and emergency situations</p> <p>oxygen regulator should have following features</p> <p>Flow rate should be adjustable in the range from 0-15 L/Min</p> <p>Inlet Pressure > 2800 psi</p> <p>Output Pressure < 50 psi</p> <p>Flow control knob and valve should be of high quality and durable.</p> <p>General requirement</p> <p>Above assembly should be given with at least 1 comprehensive warranty</p>			10
8	Oxygen stands	<p>This two-wheeled Oxygen Cylinder cart allows for easy transportation of oxygen cylinder.</p> <p>It should have following features</p> <p>It should be made of Painted steel structure and be kept straight and stable with 2 wheels brake applied</p>			10

		it should have a suitable cylinder holder strap to keep the cylinder in position				
		It should have Two 150 mm rolling wheels				
		It should carry two oxygen cylinders of 680 liter capacity				
		General requirement				
		It should have 1 year comprehensive warranty				
9	Wheel chairs	1	Material should be stainless steel or high quality chrome plated			5
		2	Detachable foot rest and fixed arm rest should be available			
		3	Solid tyres should be available			
		4	Should be foldable type for easy storage			
			General Requirements:			
		(a)	One year comprehensive warranty			
		(b)	Bidder should provide a sample unit for inspection within three weeks after bid closing.			
10	Saline stands	1	Frame work made of Grade 304 Stainless Steel 1.2mm thickness			15
		2	Shall have heavy plastic base with five legs with swivel casters			
		3	Two hooks with adjustable IV Rod			
		4	Unit shall have a screw knob for easy height adjustment			
			General Requirements:			
		(a)	One year comprehensive warranty			
		(b)	Bidder should provide a sample unit for inspection within three weeks after bid closing.			
11	Paediatric cots (age 5 to 12 yrs)	1	Overall size-			15
			Length: Approximately 810 mm , Width : 450 mm Height : 910 mm			
		2	Frame work made of 304 Grade Stainless Steel tubes			
		3	Frame work with 1" Tubular 1.2mm thickness			
		4	Four legs supported with two tubular with 1.2mm thickness			
		5	Four sides should be covered with 6" Acrylic sheet of 5mm thickness for visibility			

		6	Should have provision to fix a mosquito net over the top of cot		
		7	4" Thickenss fabric cover mattress to be supplied with the cot		
		8	75 mm swivel caster wheels should be available with brakes		
			<u>General Requirements:</u>		
		(a)	One year comprehensive warranty		
		(b)	Bidder should provide a sample unit for inspection within three weeks after		
			bid closing.		
12	Bed side screen	This bed side screen should be able to provide perfect covering of the patient without any see-through gaps			10
Features					
It should be movable and of light weight					
It should have 4 folds, with each being perfectetly and stably mounted on 50mm diameter casters					
overall length should have at least : 170H x 250W cms.					
Each frame should be made of CRCA tubes					
It should have spring wire and durable high quality curtains.					
General requirement					
Bidder should provide at least 1 year comprehensive warrenty for the offer					

Annexure A : Specification for Supplies
Package Thirteen

Nr	Equipment and Instrument	Specification	The most appropriate answer	Required Number
1	Post mortem set	<div> <div></div> <div>Bidder should include following items in Autopsy Kit Postmortem Sets which is used to discover information regarding the death on a deceased person.</div> <div>Minimum items to be included in post mortem sets should be:</div> <div>1 blow pipe</div> <div>2 amputation saw</div> <div>3 postmortem scissor</div> <div>4 bowel scissor</div> <div>5 combined hammer with chisel</div> <div>6 bipod skull rest</div> <div>7 chisel with detachable cross handle</div> <div>8 brain knife</div> <div>9 catlin knife</div> <div>10 cartilage knife</div> <div>11 chain hook set of three</div> <div>12 dissecting forceps</div> <div>13 scalpel (four pcs)</div> <div>14 bone cutter</div> <div>2 Bidder should specify any other items used for above purpose as options.</div> <div>3 Bidder should mention the unit prices for all above items excluding Taxes.</div> <div>General requirements</div> <div>4 The product must have CDDA registration and ISO certification for quality standards.</div> <div>5 Bidders Should include clear pictures for all items in the offer or original manufacturer's brochurs.</div> <div>6 Product must carry at least two year comprehensive warranty effective from the date of supplying.</div> <div>7 Bidders must enclose a list of current local users of the model on offer.</div> </div>		1

Annexure A : Specification for Supplies

Package Fourteen

Nr	Equipment and Instrument	Specification	The most appropriate answer	Required Number
1	General diagnostic sets	<div>Set complete of good durable quality material. Consisting of:</div> <div>(Adult & Ped Stethoscope Littman Type, Blood Pressure Apparatus Aneroid Type- Ref.IS7652, Infant Weighing Machine, Thermometer, Patella Hammer (Taylor Type design), Tuning fork (standard 108, 75Db), Tape with clearly visible markings, SS Tongue Depressor, Torch(2-cell).</div>		12
2	Multipara monitor with stand	<div>1 Parameters to be monitored:</div> <div>1.1 ECG (3/5 lead)</div> <div>1.2 NIBP 0 to 300 mmHg \pm 4</div> <div>1.3 SPO₂ - 1 to 100% \pm 2 digits</div> <div>1.4 Temperature (single site) - 0 to 45°C \pm 0.2</div> <div>1.5 Respiration 3 to 150 breaths/minute \pm 2</div> <div>2 Display Screen</div> <div>2.1 Built in active TFT color display 10.4 inch at least</div> <div>2.2 Minimum resolution 800 X 600</div> <div>2.3 Minimum no. of traces 4</div> <div>2.4 Simultaneous display 2 X ECG, 1 X SPO2 1 X Respiration</div> <div>2.5 Numerical information displayed in large digits against respective waveforms</div> <div>3 ECG</div> <div>3.1 ECG (3/5 lead)</div> <div>3.2 - Should have QRS detection</div> <div>3.3 - Should have facility for multi lead arrhythmia detection, analysis and review</div> <div>3.4 - Heart rate range 15 to 350 bpm; Accuracy \pm 2 bpm</div> <div>3.5 - Should have facility for ST segment analysis</div> <div>3.6 - Should have facility for pacemaker detection.</div>		8

		3.7	- Should have visual & audible alarms for lead off, asystole ,adjustable high/low limits for heart rate etc.		
		4	Pulse Oxymetry -		
		4.1	Measurement range: 1 to 100%, Accuracy $\pm 2\%$ in 70 - 100% range		
		4.2	It should have preferably Masimo or any similar proven motion proof SPO2 technology to reduce false alarms and provide pulse saturation values at low perfusion conditions. Perfusion index should be displayed		
		5	NIBP		
		5.1	Systolic pressure range: Adult 40 to 270 mmHg & Paediatric 40 to 200mmHg		
		5.2	Diastolic pressure range: Adult 10 to 210 mmHg & paediatric 10 to 135 mmHg		
		5.3	Mean pressure range: Adult 20 to 230 mmHG & Paediatric 20 to 15 mmHg		
		5.4	- Should have cuff loose & occluded alarms		
		5.5	- Should have the possibility to programme in manual, periodic & automatic modes.		
		5.6	- Should have over pressure protection		
		5.7	- Should have leak test & pressure auto calibration		
		6	Respiration		
		6.1	Measurement range: 0 to 120 rpm		
		6.2	Accuracy: $\pm 2\%$		
		6.3	Should have apnea alarm with alarm time time ranging from 10 sec to 40 sec.		
		5	Must have features & facilities		
		5.1	Trend graphing & listing up to 72 hrs & 24 hour full disclosure.		
		5.2	Defibrillator overload protection.		
		5.3	Adivisory & critical warning alarms in continuously audible & visual form.		
		5.4	User interface touch screen/trim knob.		
		5.5	Possibility to programme NIBP in manual, periodic & automatic modes.		
		5.6	Prominently visible alarm light.		
		5.7	Should mention any advanced features if includes in the machine		
		6	Power supply		
		6.1	The unit shall function on 100 to 240 VAC @ 50Hz.		
		6.2	Must have an internally rechargeable Li - ion battery with about 4 hrs back up		

		7	General Requirements		
		7.1	All monitors must have adult and paediatric capability		
		7.2	All Monitors must be supplied with following accessories as standard		
			(I) 3 Lead ECG lead set with connecting cable		
			(ii) Adult SPO2 sensor with connecting cable		
			(iii) Paediatric sensor (reusable)		
			(iv) Temperature probe		
			(v) NIBP cuff set in 3 sizes with adult & paediatric & neonates hose.		
		7.3	The product must be CDDA registered and Manufacturer ISO certified for quality standards and conforms to IEC 60601 series for safety standards.		
		7.4	Following accessories (one/ one set per Monitor) must be supplied as spare.		
			[I] 3 lead ECG lead set with connecting cable		
			[ii] Adult SPO2 sensor with connecting cable		
			[iii] Paediatric sensor re usable		
			[iv] NIBP cuff set in 3 sizes		
			[v] NIBP hose adult & paediatric		
		7.5	All the accessories (standard & spare separately) to be given must be clearly mentioned with quantities in the proforma invoice.		
		7.6	Each System must carry at least two year comprehensive warranty effective from the date of commissioning.		
			The supplier must ensure a 95% uptime during this period.		
		7.7	Each Unit must be installed and commissioned by the Supplier.		
		7.8	Unit cost of a roller stand to be quoted separately.		
		7.90	A sample unit must be demonstrated for evaluation within 2 weeks after bid closing.		
		7.10	Bidders must support compliance to the given specifications with manufacturer's original brochures.		
		7.11	Bidders must enclose a list of current local users of the model on offer.		
		7.12	Bidders must provide documentary evidence on their technical capacity (trained staff,		

			testing equipment for calibration & maintenance support as per manufacturer		
			service/technical manuals) to carry out installation and service.		
		7.13	User/Technical/Maintenance manuals to be supplied.		
3	Weighing scale (digital)		<ul style="list-style-type: none"> • Portable-Adult • Scale in Kg with 0 adjustment. Weight up to 200kg. • Shell of Steel 1mm thick • Approx size: 300 mm L x 300mm W. • Epoxy coated 		8
4	X-ray view box		<ul style="list-style-type: none"> • Single film • Good quality imported Perspex sheet, uniform and bright illumination. • Electrical Fluorescent 1/2 tubes fittings with uniform illumination. • Shock proof body. • Heavy duty X-Ray clips (1/2). • On / Off switch with indicator light • Confirm to standard electrical safety norms. 		5

Annexure B: Price Schedule Form

B- 1- Package one : Price Schedule

SN	Equipment and instrument	Req. No	Rate per Unit (SLR)	Custom duty, Sales Tax or other taxes (SLR)	Total amount with Custom duty and taxes (SLR)	Total amount without Custom duty and taxes (SLR)
1	Set of surgical instruments	1				
2	Skin graft surgical instruments	1				
3	Basic Vascular surgical set	1				
4	Harmonic Scalpel	1				
5	Orthapedic Electric Saw	1				

(Please submit separate forms for any alternate models proposed)

VAT registration number (if applicable)

Total amount in words; Sri Lankan Rupees

Signature of the Bidder

(Common Seal of the Company)

Name & address of the Company -

Name address of the Authorized Officers:

Telephone Number - Fax Number -

Date// 2016

B- 2- Package Two : Price Schedule

SN	Equipment and instrument	Req. No	Rate per Unit (SLR)	Custom duty, Sales Tax or other taxes (SLR)	Total amount with Custom duty and taxes (SLR)	Total amount without Custom duty and taxes (SLR)
1	Blood gas analyzer with electrolytes	1				

(Please submit separate forms for any alternate models proposed)

VAT registration number (if applicable)

Total amount in words; Sri Lankan Rupees
.....

Signature of the Bidder
.....

(Common Seal of the Company)

Name & address of the Company -
.....

Name address of the Authorized Officers:

Telephone Number - Fax Number -
.....

Date// 2016

B- 3- Package Three : Price Schedule

SN	Equipment and instrument	Req. No	Rate per Unit (SLR)	Custom duty, Sales Tax or other taxes (SLR)	Total amount with Custom duty and taxes (SLR)	Total amount without Custom duty and taxes (SLR)
1	Diathermy electro surgical unit (bipolar)	2				

(Please submit separate forms for any alternate models proposed)

VAT registration number (if applicable)

Total amount in words; Sri Lankan Rupees
.....

Signature of the Bidder
.....

(Common Seal of the Company)

Name & address of the Company -
.....

Name address of the Authorized Officers:

Telephone Number - Fax Number -
.....

Date// 2016

B- 4- Package Four : Price Schedule

SN	Equipment and instrument	Req. No	Rate per Unit (SLR)	Custom duty, Sales Tax or other taxes (SLR)	Total amount with Custom duty and taxes (SLR)	Total amount without Custom duty and taxes (SLR)
1	Adult therapeutc (UGI/LGI) Video Endoscopy system	1				

(Please submit separate forms for any alternate models proposed)

VAT registration number (if applicable)

Total amount in words; Sri Lankan Rupees
.....

Signature of the Bidder
.....

(Common Seal of the Company)

Name & address of the Company -
.....

Name address of the Authorized Officers:
.....

Telephone Number - Fax Number -
.....

Date// 2016

B- 5- Package Five : Price Schedule

SN	Equipment and instrument	Req. No	Rate per Unit (SLR)	Custom duty, Sales Tax or other taxes (SLR)	Total amount with Custom duty and taxes (SLR)	Total amount without Custom duty and taxes (SLR)
1	Laparoscopy cholecystectomy system	1				

(Please submit separate forms for any alternate models proposed)

VAT registration number (if applicable)

Total amount in words; Sri Lankan Rupees
.....

Signature of the Bidder
.....

(Common Seal of the Company)

Name & address of the Company -
.....

Name address of the Authorized Officers:
.....

Telephone Number - Fax Number -
.....

Date// 2016

B- 6- Package Six : Price Schedule

SN	Equipment and instrument	Req. No	Rate per Unit (SLR)	Custom duty, Sales Tax or other taxes (SLR)	Total amount with Custom duty and taxes (SLR)	Total amount without Custom duty and taxes (SLR)
1	Multi channel ECG machine	3				
2	Multipara monitor with capnometer	3				
3	Basic monitor (neonatal)	3				
4	Pulse oxymeter	2				
5	Oxygen concentrator (portable)	1				
6	Ultrasonic nebulizer	2				

(Please submit separate forms for any alternate models proposed)

VAT registration number (if applicable)

Total amount in words; Sri Lankan Rupees

.....

Signature of the Bidder

.....

(Common Seal of the Company)

Name & address of the Company -

.....

.....

.....

.....

Name address of the Authorized Officers:

.....

.....

Telephone Number - Fax Number -

.....

Date/...../ 2016

B-7- Package Seven : Price Schedule

SN	Equipment and instrument	Req. No	Rate per Unit (SLR)	Custom duty, Sales Tax or other taxes (SLR)	Total amount with Custom duty and taxes (SLR)	Total amount without Custom duty and taxes (SLR)
1	Ultra sound scanner with facility (03 different probes and colour doppler)	1				

(Please submit separate forms for any alternate models proposed)

VAT registration number (if applicable)

Total amount in words; Sri Lankan Rupees

.....

Signature of the Bidder

.....

(Common Seal of the Company)

Name & address of the Company -

.....

.....

Name address of the Authorized Officers:

.....

Telephone Number - Fax Number -

.....

Date// 2016

B-8- Package Eight : Price Schedule

SN	Equipment and instrument	Req. No	Rate per Unit (SLR)	Custom duty, Sales Tax or other taxes (SLR)	Total amount with Custom duty and taxes (SLR)	Total amount without Custom duty and taxes (SLR)
1	Biometry Machine	1				

(Please submit separate forms for any alternate models proposed)

VAT registration number (if applicable)

Total amount in words; Sri Lankan Rupees

.....

Signature of the Bidder

.....

(Common Seal of the Company)

Name & address of the Company -

.....

.....

Name address of the Authorized Officers:

.....

Telephone Number - Fax Number -

.....

Date// 2016

B- 9- Package Nine : Price Schedule

SN	Equipment and instrument	Req. No	Rate per Unit (SLR)	Custom duty, Sales Tax or other taxes (SLR)	Total amount with Custom duty and taxes (SLR)	Total amount without Custom duty and taxes (SLR)
1	Ophthalmic chair unit	1				
2	Retinoscope	1				
3	Ophthalmoscope	2				

(Please submit separate forms for any alternate models proposed)

VAT registration number (if applicable) Total amount in words; Sri Lankan Rupees

Signature of the Bidder

.....

(Common Seal of the Company)

Name & address of the Company -

.....

Name address of the Authorized Officers:

Telephone Number - Fax Number -

.....

Date// 2015

B- 10- Package Ten : Price Schedule

SN	Equipment and instrument	Req. No	Rate per Unit (SLR)	Custom duty, Sales Tax or other taxes (SLR)	Total amount with Custom duty and taxes (SLR)	Total amount without Custom duty and taxes (SLR)
1	Computed Radiography system (CR) 500 mA X-ray machine with IITV	1				
2	Radiology and dark room accessories with lead apron	1				

(Please submit separate forms for any alternate models proposed)

VAT registration number (if applicable)

Total amount in words; Sri Lankan Rupees

.....

Signature of the Bidder

.....

(Common Seal of the Company)

Name & address of the Company -

.....

.....

Name address of the Authorized Officers:

.....

Telephone Number -

Fax Number -

.....

Date// 2016

B- 11- Package Eleven- : Price Schedule

SN	Equipment and instrument	Req. No	Rate per Unit (SLR)	Custom duty, Sales Tax or other taxes (SLR)	Total amount with Custom duty and taxes (SLR)	Total amount without Custom duty and taxes (SLR)
1	Water bath	1				
2	Laboratory Incubator	1				
3	Hot Air Oven	1				
4	Autoclave Vertical type	1				
5	Bunsen burner with LPG pipe line	1				
6	Auto washer pipette	1				
7	Medicinal refrigerator	1				
8	Hotplate	1				

(Please submit separate forms for any alternate models proposed)

VAT registration number (if applicable)

Total amount in words; Sri Lankan Rupees

.....

Signature of the Bidder

.....

(Common Seal of the Company)

Name & address of the Company -

.....

Name address of the Authorized Officers:

.....

Telephone Number - Fax Number -

.....

Date// 2016

B- 12- Package Twelve : Price Schedule

SN	Equipment and instrument	Req. No	Rate per Unit (SLR)	Custom duty, Sales Tax or other taxes (SLR)	Total amount with Custom duty and taxes (SLR)	Total amount without Custom duty and taxes (SLR)
1	Patient trolleys	6				
2	Drug trolleys	6				
3	Drug cupboards	8				
4	Bed side lockers	100				
5	Emergency lamps	10				
6	Rotating cushioned chairs	20				
7	Oxygen regulators	10				
8	Oxygen stands	10				
9	Wheel chairs	5				
10	Saline stands	15				
11	Paediatric cots (age 5 to 12 yrs)	15				
12	Bed side screen	10				

(Please submit separate forms for any alternate models proposed)

VAT registration number (if applicable)

Total amount in words; Sri Lankan Rupees

.....

Signature of the Bidder

.....

(Common Seal of the Company)

Name & address of the Company -

.....

Name address of the Authorized Officers:

.....

Telephone Number -

Fax Number -

.....

Date// 2016

B- 13- Package : Price Schedule

SN	Equipment and instrument	Req. No	Rate per Unit (SLR)	Custom duty, Sales Tax or other taxes (SLR)	Total amount with Custom duty and taxes (SLR)	Total amount without Custom duty and taxes (SLR)
1	Post mortem set	1				

(Please submit separate forms for any alternate models proposed)

VAT registration number (if applicable)

Total amount in words; Sri Lankan Rupees

.....

Signature of the Bidder

.....

(Common Seal of the Company)

Name & address of the Company -

.....

.....

Telephone Number -

Fax Number -

.....

Date// 2016

B- 14- Package : Price Schedule

SN	Equipment and instrument	Req. No	Rate per Unit (SLR)	Custom duty, Sales Tax or other taxes (SLR)	Total amount with Custom duty and taxes (SLR)	Total amount without Custom duty and taxes (SLR)
1	General diagnostic sets	12				
2	Multipara monitor with stand	8				
3	Weighing scale (digital)	8				
4	X-ray view box	5				

(Please submit separate forms for any alternate models proposed)

VAT registration number (if applicable)

Total amount in words; Sri Lankan Rupees
.....

Signature of the Bidder
.....

(Common Seal of the Company)

Name & address of the Company -
.....

Telephone Number - Fax Number -

Date// 2016

Annexure C: Manufacturer's Authorization

[The Bidder shall require the Manufacturer to fill in this Form in accordance with the instructions indicated. This letter of authorization should be on the letterhead of the Manufacturer and should be signed by a person with the proper authority to sign documents that are binding on the Manufacturer. The Bidder shall include it in its bid, if so indicated in the BDS.]

Date:

No.:

To:

WHEREAS

We....., who are official manufacturers of having factories at [insert full address of Manufacturer's factories], do hereby authorize to submit a bid the purpose of which is to provide the following Goods, manufactured by us, and to subsequently negotiate and sign the Contract.

Signed:

Name:

Title:

Duly authorized to sign this Authorization on behalf of:

Dated on _____ day of _____, _____.

Annexure D

BID BOND FORM

Whereas Hereinafter called "The TENDERER" has submitted his/their Tender dated For the supply and Installation of Medical Equipment to Dickoya Hospital", as per specification schedule annexed. Know all men by these presents that we
..... (Here in after called the Bank) are bound to the

..... (Here in after called THE PURCHASER) in the sum offor which payment well and truly to be made to the said PURCHASER The bank binds itself, its successors and assigns by these presents sealed with the common seal of the said bank this Day of 2015.

The conditions of the obligation are:- .

1. If the TENDERER withdraws his bid during the period of bid validity specified by the TENDERER on the bid form or
2. If the TENDERER having being notified of the acceptance of his bid by the PURCHASER' during the period of Bid validity
 - a. Fails or refuses to execute the CONTRACT.

Or

- b. Fails or refuses to furnish the performance bond. We undertake to pay to the PURCHASER up to the above amount upon receipt of his first written demand, without the PURCHASER having to substantiate his demand PURCHASER will state that the amount claimed by him is due to him owing to the occurrence of one or both conditions, specifying the occurred condition or conditions.

This guarantee will remain in Force up- to and including 120 days after the period at BID validity, and any demand in respect thereof should reach the BANK not later than the above date.

.....
Signature of the Bank

Annexure E

PERFORMANCE BOND FORM

"Supply and installation of Medical equipment to Dickoya Hospital"

Whereas hereinafter Called "The SUPPLIER" has undertaken, in pursuance of CONTRACT dated 2011 to supply and installation of Medical equipment in Dickoya Hospital.

Hereinafter called "The CONTRACT" and where as it has been by you in the said CONTRACT that the SUPPLIER shall furnish you with a "Bank. Guarantee" by a recognized Bank for the sum specified herein as security for compliance with the SUPPLIER's performance obligation in accordance with the CONTRACT and whereas we agreed to give the SUPPLIER a Guarantee.

Thereof we hereby affirm that we are guarantors and responsible to you on behalf of SUPPLIER, up to a total of and we undertake to pay you upon, your first written demand declaring the SUPPLIER to be in default under the CONTRACT and without cavil or argument any sum or sums within the limits of as aforesaid, without your needing to prove or to show grounds or reasons for your demand or the sum specified therein. This guarantee is valid until the day of 2015..

.....
Signature and the Seal of the Bank

..... We understand that you are not bound to accept the lowest or any tender you may receive Dated thisday of Two Thousand and Eleven.

Signature

.....in the capacity of duly authorized to sign tenders for and on behalf of
.....(Name and Address of the company)

(IN BLOCK CAPITAL LETTERS)

Name : _____

WITNESSES

.....
Address:

.....
Signature:

.....
Name

.....
Address:

.....
Signature: